

Train Times

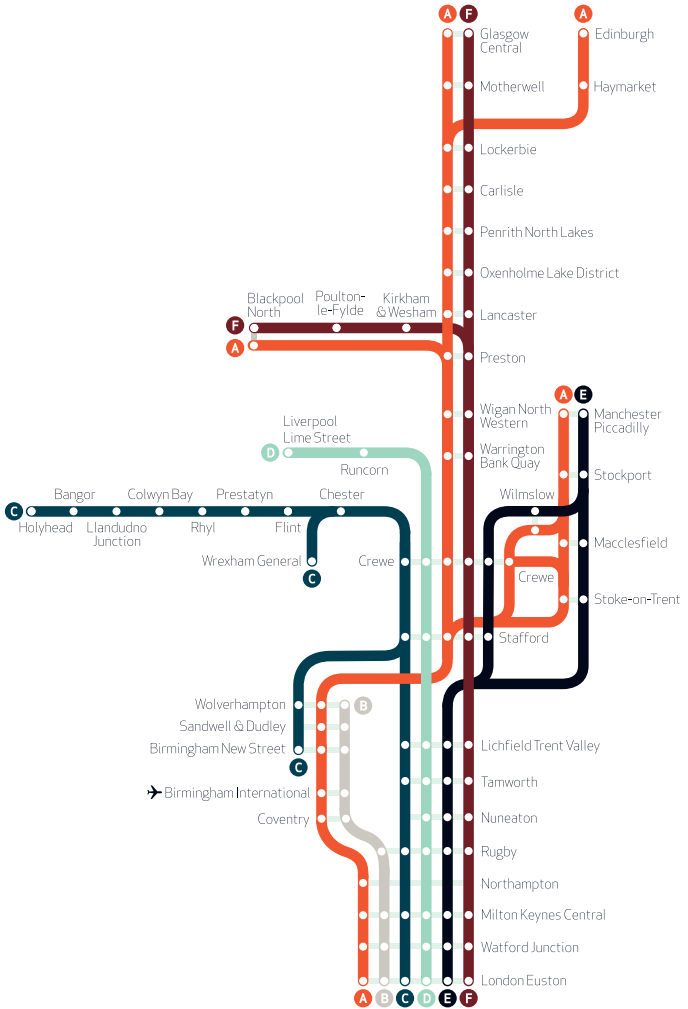
**For all Avanti West Coast
routes to and from London Euston**

15 DECEMBER 2024 to 17 MAY 2025

AVANTI
WEST COAST



Avanti West Coast Routes



Welcome to your train timetable for all Avanti West Coast routes

This booklet lists all our train times for services on our Avanti West Coast routes. It's simple, clear and precise and will make your journey planning as easy as possible.

Our West Coast services are divided into six routes, using lettered codes A-F and different colours to identify each route.

- A** Euston - West Midlands - North West & Scotland
- B** Euston - Birmingham - Wolverhampton
- C** Euston & West Midlands - Chester & North Wales
- D** Euston - Stafford - Crewe - Liverpool
- E** Euston - Manchester via Stoke-on-Trent or Crewe
- F** Euston - North West & Scotland

In this booklet, routes A & B are shown together to provide a summary of services to the West Midlands and routes A & F are shown together to provide a summary of services to Scotland.

Figures in black boxes next to station names indicate the minimum connection time, in minutes, recommended at that station. Stations without a black box figure next to them have a minimum recommended connection time of 5 minutes.

More than just A to B

We're committed to improving your journey experience. Onboard you'll find: our shop with delicious hot and cold refreshments, free onboard WiFi and not forgetting our dedicated team.

It's good to talk. But if you're after some peace and quiet, be sure to select our Quiet Coach when booking your tickets with us.

Go First Class

Fancy First Class? All the seats have extra leg room, a table with plug sockets and free WiFi. Plus, take a look at our menus and check out the complimentary food and drink service. Whether you're answering emails at 125mph or just watching the world go by – sit back, relax and enjoy the ride.

And remember, you'll also get to enjoy our First Class Lounges at the stations below:

- London Euston • Manchester Piccadilly • Birmingham International • Birmingham New Street • Liverpool Lime Street • Glasgow Central • Crewe

On your bike?

Cycling is revolutionary. So, whether you're a clever commuter or just heading off for a spin in the countryside – we've got space for your two-wheeler. You'll need to book in advance and allow yourself enough time to load your bike in the dedicated space. Make a reservation when buying your ticket, or call **0345 528 0253**. If your bike folds up, it can travel for free – no reservation required.

Cycles we accept on Avanti West Coast trains:

- Standard pedal bikes
- Fully folding bicycles (wheels under 20 inches in diameter) - these can be carried on board without restriction on all services and you do not need to book a bike space. Simply fold up your bike and place it in the luggage rack nearest to your chosen seat.
- Tandem bikes - only on our Pendolino services (two bike spaces need to be booked for each tandem)

Cycles we don't accept on Avanti West Coast trains:

- Unaccompanied cycles
- Motorcycles
- Electric scooters (e-scooters)

On the case

Bringing luggage along? We want to make sure there's enough room for everyone. You can bring:

- One item of hand luggage that can fit on your lap
- Two larger items of luggage, each not exceeding 30 x 70 x 90cm in size

Here to help

Passenger Assist is our service for those with individual requirements. If you need a helping hand, we can:

- Arrange assistance
- Help you on and off the train
- Reserve seats and wheelchair spaces
- Provide detailed rail information to you

To book our Passenger Assist service, visit our website to download the Transreport app for booking assistance on the go, or use our handy online form. Alternatively, you can call us on **0345 528 0253** and choose option 3.

Creature comforts

Cats, dogs and other small domestic animals travel for free. There's a maximum allowance of two pets per person and a charge applies for any more than that. Take a look at avantwestcoast.co.uk for more information.

Onboard food and drink

Fancy some feel good food and drink on the move? Well, shops onboard all of our services are open and stocked full of the good stuff.

Or try our Click and Collect service (subject to availability). Order great quality food and drink in a couple of clicks through our onboard hub. We'll make it to order and text you when it's ready. To pick it up, pop along to the shop.

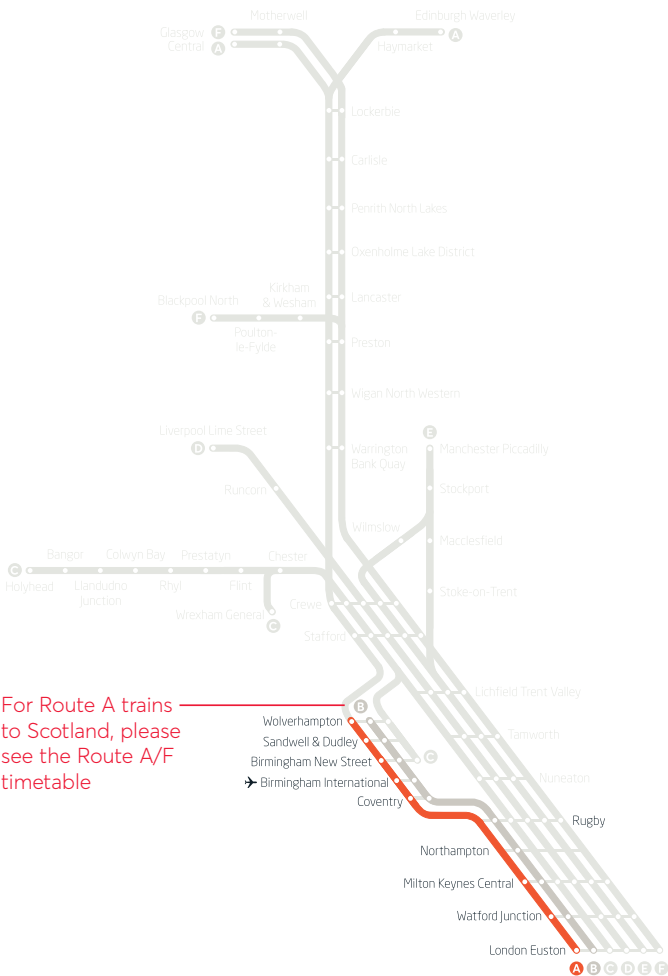
When you travel First Class on an Avanti West Coast train, we'll serve up a delicious choice of complimentary food and drink, sourced from along the West Coast Main Line, depending on the time of day and duration of your journey.* If you've stopped off in one of our First Class Lounges before your journey, you'll find a range of complimentary snacks and refreshments to enjoy before you travel.

*All items on our menu are subject to availability. If you're making a short trip with us, we may not have the full menu available, but you will have time for a drink. On some services, or if something's gone wrong, we may offer you complimentary refreshments from our onboard shop rather than at your seat.

Route timetable



London Euston - Birmingham - Wolverhampton



For Route A trains to Scotland, please see the Route A/F timetable

Stations served:

- Birmingham International
- Birmingham New Street
- Coventry
- London Euston
- Milton Keynes Central
- Northampton
- Rugby
- Sandwell & Dudley
- Watford Junction
- Wolverhampton

London-Birmingham -Wolverhampton

Mondays to Fridays

Notes: see page 13

Special features

Period of operation	MO	MX	MO	MX		
London Euston	d				0616	0710
Watford Junction	d				0631u	-
Milton Keynes Central	d		0014	0029	0652	-
Northampton	d		-	-	-	-
Rugby	d	0033	0049s	0059	0715	-
Coventry	a	0041	0100s	0109	0725	0804
Birmingham Intl →	a	0008	0052	0111s	0120	0736 0815
Birmingham New Street 12a	a	0022	0103	0123s	0132	0748 0827
Sandwell & Dudley	a	-	-	-	-	0815
Wolverhampton 12a	a	0042	0131	0143	0202	0829

Special features

Period of operation						
London Euston	d	0716	0810	0816	0840	0910 0916
Watford Junction	d	0731u	-	0831u	-	- 0931u
Milton Keynes Central	d	0752	-	0852	-	- 0952
Northampton	d	-	-	-	-	-
Rugby	d	0815	-	0915	-	- 1015
Coventry	a	0825	0904	0925	0934	1004 1025
Birmingham Intl →	a	0836	0915	0936	0945	1015 1036
Birmingham New Street 12a	a	0848	0927	0948	0956	1027 1048
Sandwell & Dudley	a	0915			1015	
Wolverhampton 12a	a	0929			1029	

Special features

Period of operation						
London Euston	d	0940	1010	1016	1040	1116 1140
Watford Junction	d	-	-	1031u	-	- 1131u
Milton Keynes Central	d	-	-	1052	-	- 1152
Northampton	d	-	-	-	-	-
Rugby	d	-	-	1115	-	- 1215
Coventry	a	1034	1104	1125	1134	1225 1234
Birmingham Intl →	a	1045	1115	1136	1145	1236 1245
Birmingham New Street 12a	a	1056	1127	1148	1156	1248 1256
Sandwell & Dudley	a	1115		1215		1315
Wolverhampton 12a	a	1129		1229		1329

Special features

Period of operation						
London Euston	d	1216	1240	1310	1316	1340 1410
Watford Junction	d	1231u	-	-	1331u	-
Milton Keynes Central	d	1252	-	-	1352	-
Northampton	d	-	-	-	-	-
Rugby	d	1315	-	-	1415	-
Coventry	a	1325	1334	1404	1425	1434 1504
Birmingham Intl →	a	1336	1345	1415	1436	1445 1515
Birmingham New Street 12a	a	1348	1356	1427	1448	1456 1527
Sandwell & Dudley	a		1415			1515
Wolverhampton 12a	a		1429			1529

London-Birmingham -Wolverhampton

Mondays to Fridays

Notes: see page 13

Special features

Period of operation

London Euston	d	1416	1440	1510	1516	1536	1610
Watford Junction	d	1431u	-	-	-	1551u	-
Milton Keynes Central	d	1452	-	-	1548	-	-
Northampton	d	-	-	-	-	-	-
Rugby	d	1515	-	-	1611	-	-
Coventry	a	1525	1534	1604	1620	1634	1704
Birmingham Intl →	a	1536	1545	1615	1636	1645	1715
Birmingham New Street ↗	a	1548	1556	1627	1648	1656	1727
Sandwell & Dudley	a	-	1615	-	1715	-	-
Wolverhampton ↗	a	-	1629	-	1729	-	-

Special features

Period of operation

London Euston	d	1616	1640	1710	1716	1740	1810
Watford Junction	d	1631u	-	-	1731u	-	-
Milton Keynes Central	d	1652	-	-	1752	-	-
Northampton	d	-	-	-	-	-	-
Rugby	d	1715	-	-	1815	-	-
Coventry	a	1725	1734	1804	1825	1834	1904
Birmingham Intl →	a	1736	1745	1815	1836	1845	1915
Birmingham New Street ↗	a	1748	1756	1827	1848	1856	1927
Sandwell & Dudley	a	-	1815	-	-	1915	-
Wolverhampton ↗	a	-	1829	-	1922	1929	-

Special features

Period of operation

London Euston	d	1816	1840	1910	1916	1940	2010
Watford Junction	d	1831u	-	-	1931u	-	-
Milton Keynes Central	d	1852	-	-	1952	-	-
Northampton	d	-	-	-	-	-	-
Rugby	d	1915	-	-	2015	-	-
Coventry	a	1925	1934	2004	2025	2034	2103
Birmingham Intl →	a	1936	1945	2015	2036	2045	2115
Birmingham New Street ↗	a	1948	1956	2027	2048	2056	2127
Sandwell & Dudley	a	-	2015	2046	-	2116	2146
Wolverhampton ↗	a	2013	2029	2100	2114	2129	2202

Special features

Period of operation

London Euston	d	2016	2040	2106	2130	2230	2300
Watford Junction	d	2031u	-	-	2145u	2249u	2317u
Milton Keynes Central	d	2052	-	2137	2205	2329	2359
Northampton	d	-	-	-	-	-	-
Rugby	d	2115	-	-	2228	2359	0033
Coventry	a	2125	2134	2204	2239	0009	0041
Birmingham Intl →	a	2136	2145	2215	2250	0020	0052
Birmingham New Street ↗	a	2148	2156	2227	2302	0033	0103
Sandwell & Dudley	a	-	2215	2246	2315	-	-
Wolverhampton ↗	a	-	2231	2300	2328	0103	0131

**All direct train services are highlighted
by the route-coloured background**

Special features				
Period of operation		FO	FX	FO
London Euston	d	2300	2330	2330
Watford Junction	d	2317u	-	-
Milton Keynes Central	d	2359	0029	0029
Northampton	d	-	-	-
Rugby	d	0053	0059	0109
Coventry	a	0101	0109	0119
Birmingham Intl →	a	0112	0120	0129
Birmingham New Street →	a	0123	0132	0142
Sandwell & Dudley	a	-	-	-
Wolverhampton →	a	0153	0202	0212

London-Birmingham -Wolverhampton

Saturdays

Notes: see page 13

Special features

Period of operation

London Euston	d				0616	0710	0716
Watford Junction	d				0631u	-	0731u
Milton Keynes Central	d		0029		0652	-	0752
Northampton	d				-	-	-
Rugby	d		0053	0109	0715	-	0815
Coventry	a	0009d	0101	0119	0725	0804	0825
Birmingham Intl →	a	0020	0112	0129	0736	0815	0836
Birmingham New Street 12a	a	0033	0123	0142	0748	0827	0847
Sandwell & Dudley	a	-	-	-	0815		0915
Wolverhampton 12a	a	0103	0153	0212	0829		0929

Special features

Period of operation

London Euston	d	0810	0816	0840	0910	0916	0940
Watford Junction	d	-	0831u	-	-	0931u	-
Milton Keynes Central	d	-	0852	-	-	0952	-
Northampton	d	-	-	-	-	-	-
Rugby	d	-	0915	-	-	1015	-
Coventry	a	0904	0925	0934	1004	1025	1034
Birmingham Intl →	a	0915	0936	0945	1015	1036	1045
Birmingham New Street 12a	a	0927	0948	0956	1027	1048	1056
Sandwell & Dudley	a			1015			1115
Wolverhampton 12a	a			1029			1129

Special features

Period of operation

London Euston	d	1010	1016	1040	1110	1116	1140
Watford Junction	d	-	1031u	-	-	1131u	-
Milton Keynes Central	d	-	1052	-	-	1152	-
Northampton	d	-	-	-	-	-	-
Rugby	d	-	1115	-	-	1215	-
Coventry	a	1104	1125	1134	1204	1225	1234
Birmingham Intl →	a	1115	1136	1145	1215	1236	1245
Birmingham New Street 12a	a	1127	1148	1156	1227	1248	1256
Sandwell & Dudley	a			1215			1315
Wolverhampton 12a	a			1229			1329

Special features

Period of operation

London Euston	d	1210	1216	1240	1316	1340	1416
Watford Junction	d	-	1231u	-	1331u	-	1431u
Milton Keynes Central	d	-	1252	-	1352	-	1452
Northampton	d	-	-	-	-	-	-
Rugby	d	-	1315	-	1415	-	1515
Coventry	a	1304	1325	1334	1425	1434	1525
Birmingham Intl →	a	1315	1336	1345	1436	1445	1536
Birmingham New Street 12a	a	1327	1348	1356	1448	1456	1548
Sandwell & Dudley	a		1415		1515		1615
Wolverhampton 12a	a		1429		1529		1629

**All direct train services are highlighted
by the route-coloured background**

Special features

Period of operation

London Euston	d	1440	1516	1540	1616	1640	1710
Watford Junction	d	-	1531u	-	1631u	-	-
Milton Keynes Central	d	-	1552	-	1652	-	-
Northampton	d	-	-	-	-	-	-
Rugby	d	-	1615	-	1715	-	-
Coventry	a	1534	1625	1634	1725	1734	1804
Birmingham Intl →	a	1545	1636	1645	1736	1745	1815
Birmingham New Street ↗	a	1556	1648	1656	1748	1756	1827
Sandwell & Dudley	a	-	1715	-	-	1815	-
Wolverhampton ↗	a	-	1729	-	-	1829	-

Special features

Period of operation

London Euston	d	1716	1740	1810	1816	1840	1910
Watford Junction	d	1731u	-	-	1831u	-	-
Milton Keynes Central	d	1752	-	-	1852	-	-
Northampton	d	-	-	-	-	-	-
Rugby	d	1815	-	-	1915	-	-
Coventry	a	1825	1834	1904	1925	1934	2004
Birmingham Intl →	a	1836	1845	1915	1936	1945	2015
Birmingham New Street ↗	a	1848	1856	1926	1948	1956	2027
Sandwell & Dudley	a	-	1915	1946	-	2015	2046
Wolverhampton ↗	a	-	1929	2000	-	2029	2100

Special features

Period of operation

London Euston	d	1916	1934	2025	2104	2123	2142
Watford Junction	d	1931u	-	2041u	-	2140u	2158u
Milton Keynes Central	d	1952	-	2114	2151	2218	2233
Northampton	d	-	-	-	-	-	-
Rugby	d	2015	-	2138	2215	2241	2258
Coventry	a	2025	2032	2148	2225	2251	2307
Birmingham Intl →	a	2036	2045	2159	2236	2301	2318
Birmingham New Street ↗	a	2048	2058	2210	2247	2315	2329
Sandwell & Dudley	a	-	2115	2227	2300	2328	2354
Wolverhampton ↗	a	2114	2129	2240	2311	2342	0008

London-Birmingham -Wolverhampton

Sundays

Notes: see page 13

Special features

Period of operation

London Euston	d	0748	0850	0952	1049	1152	1239
Watford Junction	d	0803u	0906u	1007u	1107u	1208u	-
Milton Keynes Central	d	0845	0939	1040	1139	1231	-
Northampton	d	-	-	-	-	-	-
Rugby	d	0923	1015	1115	1215	1254	-
Coventry	a	0932	1024	1125	1225	1304	1334
Birmingham Intl →	a	0943	1036	1136	1236	1315	1345
Birmingham New Street ↗	a	0955	1048	1148	1248	1326	1356
Sandwell & Dudley	a	1015	1116	1215	1315		1415
Wolverhampton ↘	a	1029	1129	1229	1329		1429

Special features

Period of operation

London Euston	d	1309	1315	1339	1409	1415	1439
Watford Junction	d	-	1330u	-	-	1430u	-
Milton Keynes Central	d	-	1352	-	-	1452	-
Northampton	d	-	-	-	-	-	-
Rugby	d	-	1415	-	-	1515	-
Coventry	a	1404	1425	1434	1504	1525	1534
Birmingham Intl →	a	1415	1436	1445	1515	1536	1545
Birmingham New Street ↗	a	1427	1448	1456	1527	1548	1556
Sandwell & Dudley	a			1515			1615
Wolverhampton ↘	a			1529			1629

Special features

Period of operation

London Euston	d	1509	1515	1539	1609	1615	1639
Watford Junction	d	-	1530u	-	-	1630u	-
Milton Keynes Central	d	-	1552	-	-	1652	-
Northampton	d	-	-	-	-	-	-
Rugby	d	-	1615	-	-	1715	-
Coventry	a	1604	1625	1634	1704	1725	1734
Birmingham Intl →	a	1615	1636	1645	1715	1736	1745
Birmingham New Street ↗	a	1627	1648	1656	1727	1748	1756
Sandwell & Dudley	a			1715			1815
Wolverhampton ↘	a			1729			1829

Special features

Period of operation

London Euston	d	1709	1715	1739	1809	1815	1839
Watford Junction	d	-	1730u	-	-	1830u	-
Milton Keynes Central	d	-	1752	-	-	1852	-
Northampton	d	-	-	-	-	-	-
Rugby	d	-	1815	-	-	1915	-
Coventry	a	1804	1825	1834	1904	1925	1934
Birmingham Intl →	a	1815	1836	1845	1915	1936	1945
Birmingham New Street ↗	a	1827	1848	1856	1927	1948	1956
Sandwell & Dudley	a			1915			2015
Wolverhampton ↘	a			1929			2029

All direct train services are highlighted
by the route-coloured background

Special features

Period of operation

London Euston	d	1909	1915	1939	2009	2036	2056
Watford Junction	d	-	1930u	-	-	-	2112u
Milton Keynes Central	d	-	1952	-	-	2114	2144
Northampton	d	-	-	-	-	-	-
Rugby	d	-	2015	-	-	2138	-
Coventry	a	2004	2025	2034	2104	2147	2215
Birmingham Intl →	a	2015	2036	2045	2115	2158	2227
Birmingham New Street ↗	a	2027	2048	2056	2127	2209	2239
Sandwell & Dudley	a	2045	-	2115	2146	2226	2250
Wolverhampton ↗	a	2058	2109	2129	2159	2240	2303

Special features

Period of operation

London Euston	d	2153	2225	2324			
Watford Junction	d	2212u	2242u	2339u			
Milton Keynes Central	d	2247	2315	0014			
Northampton	d	-	-	-			
Rugby	d	2323	2348	0049s			
Coventry	a	2333	2358	0100s			
Birmingham Intl →	a	2343	0008	0111s			
Birmingham New Street ↗	a	2355	0022	0123s			
Sandwell & Dudley	a	-	-	-			
Wolverhampton ↗	a	0016	0042	0143			

Notes

- a Arrival time
- d Departure time
- s Stops to set down only
- u Stops to pick up only

Period of operation and notes

- FO Friday only
- FX Friday excepted
- MO Monday only
- MX Monday excepted

MAJOR IMPROVEMENT WORKS will take place at weekends and extended bank holiday weekends throughout the validity of this timetable. The basic services for Saturdays and Sundays are shown, but these may be subject to alteration.

Customers should reconfirm their train times shortly before travelling.

Wolverhampton -Birmingham-London

Mondays to Fridays

Notes: see page 19

Special features

Period of operation

MX

Wolverhampton	d	0457	0527	0542	0603	0615
Sandwell & Dudley	d	-	-	0553	0614	0626
Birmingham New Street	d	0530	0550	0606	0628	0647
Birmingham Intl	d	0541	0600	0617	0639	0658
Coventry	d	0552	0612	0629	0650	0710
Rugby	a	0602	-	-	0700	-
Northampton	a	-	-	-	-	-
Milton Keynes Central	a	0027d	0623	0639	0656	-
Watford Junction	a	0056s	0647s	-	-	0741s
London Euston	a	0117	0703	0718	0731	0757

Special features

Period of operation

Wolverhampton	d	0645		0715	0741	
Sandwell & Dudley	d	0656		0726	0753	
Birmingham New Street	d	0717	0721	0747	0817	0847
Birmingham Intl	d	0728	0733	0758	0828	0858
Coventry	d	0740	0745	0810	0840	0845
Rugby	a	-	0754	-	-	0855
Northampton	a	-	-	-	-	-
Milton Keynes Central	a	-	0815	-	-	0916
Watford Junction	a	-	-	-	-	0938s
London Euston	a	0838	0851	0906	0938	0954

Special features

Period of operation

Wolverhampton	d	0845		0945		1045
Sandwell & Dudley	d	0856		0956		1056
Birmingham New Street	d	0921	0947	1017	1021	1047
Birmingham Intl	d	0933	0958	1028	1033	1058
Coventry	d	0945	1010	1040	1045	1110
Rugby	a	0955	-	-	1055	-
Northampton	a	-	-	-	-	-
Milton Keynes Central	a	1015	-	-	1116	-
Watford Junction	a	1038s	-	-	1138s	-
London Euston	a	1054	1106	1138	1154	1207

Special features




Period of operation

Wolverhampton	d			1145		1245
Sandwell & Dudley	d			1156		1256
Birmingham New Street	d	1121	1147	1221	1247	1321
Birmingham Intl	d	1133	1158	1233	1258	1333
Coventry	d	1145	1210	1245	1310	1345
Rugby	a	1155	-	1255	-	1355
Northampton	a	-	-	-	-	-
Milton Keynes Central	a	1216	-	1315	-	1415
Watford Junction	a	1238s	-	1338s	-	1438s
London Euston	a	1254	1306	1354	1406	1454

**All direct train services are highlighted
by the route-coloured background**




Special features

Period of operation

Wolverhampton 	d	1345			1445		
Sandwell & Dudley	d	1356			1456		
Birmingham New Street 	d	1417	1421	1447	1517	1521	1547
Birmingham Intl 	d	1428	1433	1458	1528	1533	1558
Coventry	d	1440	1445	1510	1540	1545	1610
Rugby	a	-	1455	-	-	1555	-
Northampton	a	-	-	-	-	-	-
Milton Keynes Central	a	-	1516	-	-	1616	-
Watford Junction	a	-	1538s	-	-	1638s	-
London Euston	a	1540	1554	1607	1640	1654	1706




Special features

Period of operation

Wolverhampton 	d	1545			1645		
Sandwell & Dudley	d	1556			1656		
Birmingham New Street 	d	1617	1621	1647	1717	1721	1747
Birmingham Intl 	d	1628	1633	1658	1728	1733	1758
Coventry	d	1640	1645	1710	1740	1745	1810
Rugby	a	-	1655	-	-	1755	-
Northampton	a	-	-	-	-	-	-
Milton Keynes Central	a	-	1716	-	-	1815	-
Watford Junction	a	-	1738s	-	-	1838s	-
London Euston	a	1738	1754	1806	1838	1854	1906




Special features

Period of operation

Wolverhampton 	d	1745			1845		1945
Sandwell & Dudley	d	1756			1856		1956
Birmingham New Street 	d	1817	1821	1847	1921	1947	2021
Birmingham Intl 	d	1828	1833	1858	1933	1958	2033
Coventry	d	1840	1845	1910	1945	2010	2045
Rugby	a	-	1855	-	1955	-	2055
Northampton	a	-	-	-	-	-	-
Milton Keynes Central	a	-	1916	-	2015	-	2115
Watford Junction	a	-	1938s	-	2038s	-	2137s
London Euston	a	1938	1954	2006	2055	2106	2154

Special features

Period of operation

Wolverhampton 	d	2045	2145	2245			
Sandwell & Dudley	d	2056	2156	2256			
Birmingham New Street 	d	2111	2217	2311			
Birmingham Intl 	d	2122	2228	2322			
Coventry	d	2134	2240	2334			
Rugby	a	-	2250	2343			
Northampton	a	-	-	0007s			
Milton Keynes Central	a	2201	2323	0026			
Watford Junction	a	2227s	2355s	0056s			
London Euston	a	2246	0019	0117			




Wolverhampton -Birmingham-London

Saturdays

Notes: see page 19




Special features

Period of operation

Wolverhampton 	d	0527	0542	0605	0615	0645
Sandwell & Dudley	d	-	0553	0616	0626	0656
Birmingham New Street 	d	0550	0606	0628	0647	0717
Birmingham Intl 	d	0600	0617	0639	0658	0728
Coventry	d	0612	0629	0650	0710	0740
Rugby	a	0621	-	0700	-	-
Northampton	a	-	-	-	-	-
Milton Keynes Central	a	0027d	0642	0656	-	-
Watford Junction	a	0056s	-	0718s	0740s	-
London Euston	a	0117	0718	0735	0756	0838




Special features

Period of operation

Wolverhampton 	d	0715	0741	-	-	0845
Sandwell & Dudley	d	0726	0752	-	-	0856
Birmingham New Street 	d	0721	0747	0817	0821	0847
Birmingham Intl 	d	0733	0758	0828	0833	0858
Coventry	d	0745	0810	0840	0845	0910
Rugby	a	0755	-	-	0855	-
Northampton	a	-	-	-	-	-
Milton Keynes Central	a	0816	-	-	0916	-
Watford Junction	a	0838s	-	-	0938s	-
London Euston	a	0854	0906	0938	0954	1038




Special features

Period of operation

Wolverhampton 	d	-	-	0945	-	1045
Sandwell & Dudley	d	-	-	0956	-	1056
Birmingham New Street 	d	0921	0947	1017	1021	1047
Birmingham Intl 	d	0933	0958	1028	1033	1058
Coventry	d	0945	1010	1040	1045	1110
Rugby	a	0955	-	-	1055	-
Northampton	a	-	-	-	-	-
Milton Keynes Central	a	1016	-	-	1116	-
Watford Junction	a	1038s	-	-	1138s	-
London Euston	a	1054	1106	1138	1154	1238

Special features





Period of operation

Wolverhampton 	d	-	-	1145	-	1245
Sandwell & Dudley	d	-	-	1156	-	1256
Birmingham New Street 	d	1121	1147	1217	1221	1247
Birmingham Intl 	d	1133	1158	1228	1233	1258
Coventry	d	1145	1210	1240	1245	1310
Rugby	a	1155	-	-	1255	-
Northampton	a	-	-	-	-	-
Milton Keynes Central	a	1216	-	-	1316	-
Watford Junction	a	1238s	-	-	1338s	-
London Euston	a	1254	1306	1338	1354	1438

**All direct train services are highlighted
by the route-coloured background**





Special features

Period of operation

Wolverhampton 	d			1345		1445	
Sandwell & Dudley	d			1356		1456	
Birmingham New Street 	 d	1321	1347	1421	1447	1521	1547
Birmingham Intl 	d	1333	1358	1433	1458	1533	1558
Coventry	d	1345	1410	1445	1510	1545	1610
Rugby	a	1355	-	1455	-	1555	-
Northampton	a	-	-	-	-	-	-
Milton Keynes Central	a	1416	-	1516	-	1615	-
Watford Junction	a	1438s	-	1539s	-	1638s	-
London Euston	a	1454	1506	1554	1606	1654	1706





Special features

Period of operation

Wolverhampton 	d	1545		1645		1745	
Sandwell & Dudley	d	1556		1656		1756	
Birmingham New Street 	 d	1621	1647	1721	1747	1817	1821
Birmingham Intl 	d	1633	1658	1733	1758	1828	1833
Coventry	d	1645	1710	1745	1810	1840	1845
Rugby	a	1655	-	1755	-	-	1855
Northampton	a	-	-	-	-	-	-
Milton Keynes Central	a	1715	-	1815	-	-	1916
Watford Junction	a	1738s	-	1838s	-	-	1938s
London Euston	a	1754	1806	1854	1906	1936	1954

Special features

Period of operation

Wolverhampton 	d		1845	1945	2045	2137	
Sandwell & Dudley	d		1856	1956	2056	2148	
Birmingham New Street 	 d	1847	1921	2021	2121	2203	
Birmingham Intl 	d	1858	1933	2033	2133	2214	
Coventry	d	1910	1945	2045	2145	2226	
Rugby	a	-	1954	2054	2154	2236	
Northampton	a	-	-	-	-	-	
Milton Keynes Central	a	-	2017	2117	2218	2259	
Watford Junction	a	-	2046s	2150s	2248s	2335s	
London Euston	a	2006	2108	2214	2310	0001	

Wolverhampton -Birmingham-London

Sundays

Notes: see page 19

Special features

Period of operation

Wolverhampton	d	0801	0833	0901	1001	1101	1115
Sandwell & Dudley	d	0812	0844	0912	1012	1112	1126
Birmingham New Street	12d	0826	0856	0930	1030	1126	1147
Birmingham Intl	d	0837	0908	0941	1041	1137	1158
Coventry	d	0849	0919	0953	1053	1149	1210
Rugby	a	0859	-	1002	1102	1158	-
Northampton	a	-	-	-	-	-	-
Milton Keynes Central	a	0937	1003	1038	1137	1221	-
Watford Junction	a	1005s	1032s	1110s	1206s	-	-
London Euston	a	1028	1056	1134	1226	1256	1309

Special features

Period of operation

Wolverhampton	d	1145		1215	1245	1253	
Sandwell & Dudley	d	1156		1226	1256	-	
Birmingham New Street	12d	1217	1221	1247	1317	1321	1347
Birmingham Intl	d	1228	1233	1258	1328	1333	1358
Coventry	d	1240	1245	1310	1340	1345	1410
Rugby	a	-	1255	-	-	1355	-
Northampton	a	-	-	-	-	-	-
Milton Keynes Central	a	-	1316	-	-	1416	-
Watford Junction	a	-	1339s	-	-	1439s	-
London Euston	a	1339	1355	1407	1439	1455	1507

Special features

Period of operation

Wolverhampton	d	1345		1445			1545
Sandwell & Dudley	d	1356		1456			1556
Birmingham New Street	12d	1421	1447	1517	1521	1547	1617
Birmingham Intl	d	1433	1458	1528	1533	1558	1628
Coventry	d	1445	1510	1540	1545	1610	1640
Rugby	a	1455	-	-	1555	-	-
Northampton	a	-	-	-	-	-	-
Milton Keynes Central	a	1515	-	-	1616	-	-
Watford Junction	a	1539s	-	-	1639s	-	-
London Euston	a	1556	1607	1639	1655	1707	1739

Special features




Period of operation

Wolverhampton	d			1645			1745
Sandwell & Dudley	d			1656			1756
Birmingham New Street	12d	1621	1647	1717	1721	1747	1817
Birmingham Intl	d	1633	1658	1728	1733	1758	1828
Coventry	d	1645	1710	1740	1745	1810	1840
Rugby	a	1655	-	-	1755	-	-
Northampton	a	-	-	-	-	-	-
Milton Keynes Central	a	1716	-	-	1816	-	-
Watford Junction	a	1739s	-	-	1839s	-	-
London Euston	a	1755	1807	1839	1855	1907	1939

All direct train services are highlighted
by the route-coloured background




Special features

Period of operation

Wolverhampton 	d	1845		1945	2045	2205
Sandwell & Dudley	d	1856		1956	2056	2216
Birmingham New Street 	1847	1921	1947	2021	2121	2230
Birmingham Intl 	d 1858	1933	1958	2033	2133	2241
Coventry	d 1910	1945	2010	2045	2145	2253
Rugby	a -	1955	-	2054	2154	2302
Northampton	a -	-	-	-	-	-
Milton Keynes Central	a -	2015	-	2119	2229	2337
Watford Junction	a -	2039s	-	2149s	2302s	0008s
London Euston	a	2007	2107	2207	2322	0028

Special features

Period of operation

Wolverhampton 	d	2232				
Sandwell & Dudley	d	2243				
Birmingham New Street 	1847	2256				
Birmingham Intl 	d	2312				
Coventry	d	2324				
Rugby	a	2334				
Northampton	a	2356s				
Milton Keynes Central	a	0015s				
Watford Junction	a	0045s				
London Euston	a	0104				

Notes

- a Arrival time
- d Departure time
- s Stops to set down only

Period of operation and notes

MX Monday excepted

MAJOR IMPROVEMENT WORKS will take place at weekends and extended bank holiday weekends throughout the validity of this timetable. The basic services for Saturdays and Sundays are shown, but these may be subject to alteration.

Customers should reconfirm their train times shortly before travelling.

Route timetable



London Euston and West Midlands - Chester and North Wales



Stations served:

- Bangor
- Birmingham New Street
- Chester
- Colwyn Bay
- Crewe
- Flint
- Holyhead
- Lichfield Trent Valley
- Llandudno Junction
- London Euston
- Milton Keynes Central
- Prestatyn
- Rhyl
- Rugby
- Stafford
- Tamworth
- Wolverhampton
- Wrexham General


London and the West Midlands-North Wales

Mondays to Fridays

Notes: see page 24


Special features

Period of operation

		A					
London Euston	d		0900	1000	1100	1200	1300
Stafford	d	0604	1024	1124	1224	1324	1424
Crewe 	d	0626	1045	1145	1245	1345	1445
Chester	a	0645	1105	1206	1305	1407	1505
Wrexham General	a	0733h	1142h	1239h	1343h	1436h	1541h
Flint	a	0659	1126	1242h	1336h	1439h	1536h
Prestatyn	a	0712	1140	1254h	1349h	1452h	1549h
Rhyl	a	0718	1146	1300h	1356h	1458h	1555h
Colwyn Bay	a	0729	1157	1310h	1406h	1510h	1605h
Llandudno Junction	a	0737	1204	1318h	1414h	1518h	1613h
Llandudno	a	0758j	1249j	1359h	1437e	1553e	1659e
Betws-y-Coed	a	-	-	1356e			1653e
Blaenau Ffestiniog	a	-	-	1429e			1726e
Bangor (Gwynedd)	a	0754	1222	1336h	1441h	1535h	1637h
Holyhead	a	0822	1250	1415h	1521h	1615h	1711h

Special features

Period of operation

				B	C	E	
London Euston	d	1400	1500	1700	1800	1900	2000
Stafford	d	1524	1624	1832	1932	2032	2124
Crewe 	d	1545	1645	1853	1953	2055	2145
Chester	a	1606	1705	1913	2013	2115	2206
Wrexham General	a	1638h	1750h	1932h	2034	2143h	2247h
Flint	a	1641h	1723	1935	2039h	2136	2312h
Prestatyn	a	1653h	1737	1948	2051h	2149	2231
Rhyl	a	1659h	1743	1954	2059h	2155	2238
Colwyn Bay	a	1710h	1754	2005	2110h	2206	2250
Llandudno Junction	a	1718h	1801	2012	2118h	2213	2259
Llandudno	a	1758h	1837j	2040j	2144e	-	-
Betws-y-Coed	a		1951j	-		-	-
Blaenau Ffestiniog	a		2024j	-		-	-
Bangor (Gwynedd)	a	1741h	1819	2030	2135h	2231	2318
Holyhead	a	1821h	1847	2058	2206h	2259	2346


London and the West Midlands-North Wales

Saturdays

Notes: see page 24


Special features

Period of operation

		A					
London Euston	d		0900	1000	1100	1200	1300
Stafford	d	0604	1024	1124	1224	1324	1424
Crewe 	d	0626	1045	1145	1245	1345	1445
Chester	a	0645	1105	1205	1305	1405	1504
Wrexham General	a	0742h	1142h	1239h	1343h	1436h	1542h
Flint	a	0659	1126	1223	1336h	1439h	1523
Prestatyn	a	0712	1140	1237	1349h	1452h	1537
Rhyl	a	0718	1146	1243	1356h	1458h	1543
Colwyn Bay	a	0729	1157	1254	1406h	1510h	1554
Llandudno Junction	a	0737	1204	1301	1414h	1518h	1601
Llandudno	a	0758j	1249j	1359j	1436e	1536e	1636j
Betws-y-Coed	a	-	-	1356j			1653j
Blaenau Ffestiniog	a	-	-	1429j			1726j
Bangor (Gwynedd)	a	0754	1222	1319	1441h	1536h	1619
Holyhead	a	0823	1250	1347	1521h	1615h	1652

Special features

Period of operation

				B	C	E
London Euston	d	1500	1600	1700	1800	1900
Stafford	d	1623	1724	1832	1932	2032
Crewe 	d	1645	1745	1853	1953	2053
Chester	a	1705	1805	1913	2013	2113
Wrexham General	a	1745h	1842h	1941h	2054h	2129
Flint	a	1741h	1823	1948h	2031	2144h
Prestatyn	a	1754h	1837	2001h	2045	2156h
Rhyl	a	1800h	1843	2008h	2051	2201h
Colwyn Bay	a	1814h	1854	2021h	2102	2214h
Llandudno Junction	a	1820h	1901	2029h	2109	2222h
Llandudno	a	1837e	1938j	2040h	2133j	
Betws-y-Coed	a		1952j		-	
Blaenau Ffestiniog	a		2025j		-	
Bangor (Gwynedd)	a	1845h	1919		2127	2245h
Holyhead	a	1916h	1949		2155	2327h


London and the West Midlands-North Wales

Sundays

Notes: see page 24


Special features

Period of operation

London Euston	d	0807c	1300	1400	1600	1700	1801
Stafford	d	0947c	1424	1524	1724	1824	1924
Crewe 	d	1036	1445	1545	1745	1845	1945
Chester	a	1055	1505	1605	1805	1904	2005
Wrexham General	a	1148h	1551h	1748h	1841h	1925	-
Flint	a	1109	1529	1651h	1846h	1930	2023
Prestatyn	a	1123	1543	1704h	1859h	1944	2037
Rhyl	a	1129	1549	1710h	1905h	1950	2043
Colwyn Bay	a	1140	1600	1726h	1920h	2001	2054
Llandudno Junction	a	1146	1607	1733h	1927h	2008	2101
Llandudno	a	1210j	1640j	1750e		-	2136j
Betws-y-Coed	a	1356j	1644j	1944e		-	-
Blaenau Ffestiniog	a	1428j	1717j	2016e		-	-
Bangor (Gwynedd)	a	1204	1625	1758h	1952h	2026	2119
Holyhead	a	1235	1653	1839h	2021h	2056	2147

Special features

Period of operation

London Euston	d	1900					
Stafford	d	2024					
Crewe 	d	2045					
Chester	a	2105					
Wrexham General	a	2142h					
Flint	a	2123					
Prestatyn	a	2137					
Rhyl	a	2143					
Colwyn Bay	a	2154					
Llandudno Junction	a	2201					
Llandudno	a	-					
Betws-y-Coed	a	-					
Blaenau Ffestiniog	a	-					
Bangor (Gwynedd)	a	2219					
Holyhead	a	2247					

Notes

- a Arrival time
- c Change at Crewe
- d Departure time
- e Change at Chester and Llandudno Junction
- h Change at Chester
- j Change at Llandudno Junction

Period of operation and notes

- A From Birmingham New Street 0530 and Wolverhampton 0549
- B Also calls Tamworth 1808 and Lichfield Trent Valley 1815
- C Also calls Tamworth 1908 and Lichfield Trent Valley 1915
- E Also calls Tamworth 2009 and Lichfield Trent Valley 2016

MAJOR IMPROVEMENT WORKS will take place at weekends and extended bank holiday weekends throughout the validity of this timetable. The basic services for Saturdays and Sundays are shown, but these may be subject to alteration.

Customers should reconfirm their train times shortly before travelling.


North Wales-London and the West Midlands

Mondays to Fridays

Notes: see page 28


Special features

Period of operation

Holyhead	d	0548	0648	0722h	0853	0923h	1038h
Bangor (Gwynedd)	d	0615	0715	0802h	0920	1003h	1109h
Blaenau Ffestiniog	d	-	0624j		-	0835e	
Betws-y-Coed	d	-	0650j		-	0902e	
Llandudno	d	0552j	0704j	0801e	0842j	1012e	1042h
Llandudno Junction	d	0633	0733	0826h	0938	1028h	1127h
Colwyn Bay	d	0640	0740	0833h	0945	1034h	1134h
Rhyl	d	0651	0751	0843h	0956	1045h	1144h
Prestatyn	d	0657	0757	0849h	1002	1051h	1149h
Flint	d	0711	0811	0902h	1016	1105h	1202h
Wrexham General	d	0703	0802h	0903h	1002h	1101h	1204h
Chester	d	0732	0832	0932	1032	1132	1232
Crewe 	a	0752	0852	0952	1052	1152	1252
Stafford	a	0813	0913	1013	1113	1213	1313
London Euston	a	0935	1035	1135	1235	1337	1435


Special features

Period of operation

Holyhead	d	1130h	1248	1327h	1448		1831h
Bangor (Gwynedd)	d	1209h	1315	1406h	1515		1909h
Blaenau Ffestiniog	d		1137j		-	1439e	1735e
Betws-y-Coed	d		1204j		-	1506e	1802e
Llandudno	d	1142h	1315j	1413e	1441j	1542h	1904e
Llandudno Junction	d	1234h	1333	1431h	1533	1552h	1933h
Colwyn Bay	d	1240h	1340	1437h	1540	1558h	1939h
Rhyl	d	1249h	1351	1446h	1551	1611h	1949h
Prestatyn	d	1255h	1356	1452h	1557	1617h	1954h
Flint	d	1308h	1411	1506h	1611	1631h	2007h
Wrexham General	d	1301h	1403h	1501h	1603h	1701h	1959h
Chester	d	1332	1432	1532	1632	1732	2037
Crewe 	a	1352	1452	1552	1652	1752	2100
Stafford	a	1422c	1513	1613	1713	1813	2131c
London Euston	a	1535	1637	1735	1835	1935	2356c

Special features

Period of operation

Holyhead	d	1948					
Bangor (Gwynedd)	d	2018					
Blaenau Ffestiniog	d	-					
Betws-y-Coed	d	-					
Llandudno	d	2008j					
Llandudno Junction	d	2036					
Colwyn Bay	d	2043					
Rhyl	d	2054					
Prestatyn	d	2100					
Flint	d	2114					
Wrexham General	d	2103h					
Chester	d	2134					
Crewe 	a	2154					
Stafford	a	2215					
London Euston	a	0117t					


North Wales-London and the West Midlands

Saturdays

Notes: see page 28


Special features

Period of operation

Holyhead	d	0421h	0548	0620h	0746	0848	1038h
Bangor (Gwynedd)	d	0453h	0615	0658h	0815	0915	1109h
Blaenau Ffestiniog	d		-		0624j	-	0835e
Betws-y-Coed	d		-		0650j	-	0902e
Llandudno	d		0604j	0704e	0801j	0903j	1103e
Llandudno Junction	d	0514h	0633	0722h	0834	0933	1127h
Colwyn Bay	d	0520h	0640	0729h	0841	0940	1134h
Rhyl	d	0534h	0651	0739h	0852	0951	1144h
Prestatyn	d	0539h	0657	0745h	0858	0957	1149h
Flint	d	0552h	0711	0759h	0912	1011	1202h
Wrexham General	d		0703	0802h	0903h	1002h	1205h
Chester	d	0627	0732	0832	0932	1032	1232
Crewe 	a	0647	0752	0852	0952	1052	1252
Stafford	a	0713	0813	0913	1013	1113	1313
London Euston	a	0835	0935	1035	1135	1235	1435

Special features

Period of operation

Holyhead	d	1127h	1232h	1353	1448		1827h
Bangor (Gwynedd)	d	1208h	1300h	1422	1515		1905h
Blaenau Ffestiniog	d		1137e	-	-		1735e
Betws-y-Coed	d		1204e	-	-		1802e
Llandudno	d	1142h	1251e	1412j	1504j		1912e
Llandudno Junction	d	1233h	1318h	1440	1533		1929h
Colwyn Bay	d	1239h	1324h	1445	1540		1935h
Rhyl	d	1248h	1335h	1456	1551		1945h
Prestatyn	d	1254h	1341h	1502	1557		1950h
Flint	d	1307h	1355h	1507h	1611		2003h
Wrexham General	d	1301h	1403h	1501h	1605h		2005h
Chester	d	1332	1432	1532	1632	1732	2032
Crewe 	a	1352	1452	1552	1652	1752	2052
Stafford	a	1413	1513	1613	1713	1822c	2137c
London Euston	a	1535	1635	1735	1835	2003c	


North Wales-London and the West Midlands

Sundays

Notes: see page 28


Special features

Period of operation

		B				
Holyhead	d	0938	1019h	1148	1248	1348
Bangor (Gwynedd)	d	1005	1059h	1215	1315	1415
Blaenau Ffestiniog	d	-		-	1142j	-
Betws-y-Coed	d	-		-	1208j	-
Llandudno	d	-	1107e	1217j	1312j	1353j
Llandudno Junction	d	1026	1123h	1233	1333	1433
Colwyn Bay	d	1032	1129h	1240	1340	1440
Rhyl	d	1043	1142h	1251	1351	1451
Prestatyn	d	1049	1147h	1257	1357	1457
Flint	d	1103	1201h	1311	1411	1511
Wrexham General	d	1056h	1206	1259h	-	1459h
Chester	d	1014	1128	1232	1332	1432
Crewe 	a	1034	1148	1252	1352	1452
Stafford	a	1055	1209	1313	1413	1513
London Euston	a	1237	1336	1436	1536	1636

Special features

Period of operation

Holyhead	d	1753				
Bangor (Gwynedd)	d	1820				
Blaenau Ffestiniog	d	1728j				
Betws-y-Coed	d	1755j				
Llandudno	d	1802j				
Llandudno Junction	d	1838				
Colwyn Bay	d	1845				
Rhyl	d	1856				
Prestatyn	d	1902				
Flint	d	-				
Wrexham General	d	1906h				
Chester	d	1632	1931			
Crewe 	a	1652	1951			
Stafford	a	1713	2022c			
London Euston	a	1836	2237c			

Notes

- a Arrival time
- c Change at Crewe
- d Departure time
- e Change at Llandudno Junction and Chester
- h Change at Chester
- j Change at Llandudno Junction
- t Change at Birmingham New Street

Period of operation and notes

- A Continues to Wolverhampton 2231 and Birmingham New Street 2251
- B Also calls Milton Keynes Central 1259

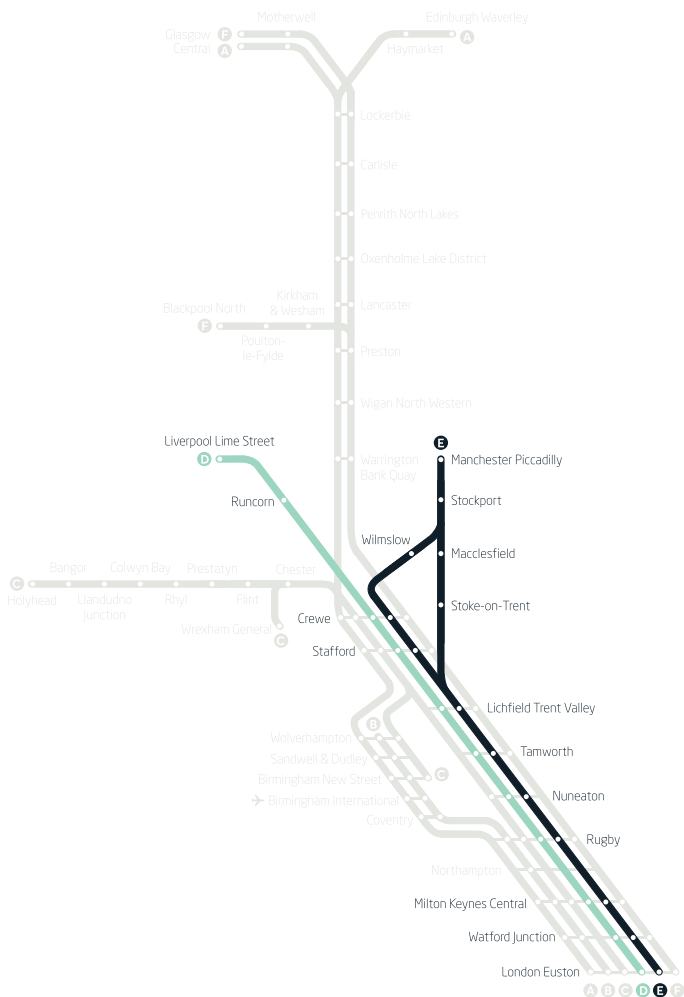
MAJOR IMPROVEMENT WORKS will take place at weekends and extended bank holiday weekends throughout the validity of this timetable. The basic services for Saturdays and Sundays are shown, but these may be subject to alteration.

Customers should reconfirm their train times shortly before travelling.

Route timetable



London Euston - Liverpool / Manchester via Stoke-on-Trent / Crewe



Stations served:

- Crewe
- Lichfield Trent Valley
- Liverpool Lime Street
- London Euston
- Macclesfield
- Manchester Piccadilly
- Milton Keynes Central
- Nuneaton
- Rugby
- Runcorn
- Stafford
- Stockport
- Stoke-on-Trent
- Tamworth
- Watford Junction
- Wilmslow

London - Manchester & Liverpool via Stoke-on-Trent or Crewe

Mondays to Fridays

Notes: see page 42

Special features

Period of operation	MO	MO			
London Euston	d		0610	0629	0636
Watford Junction	d		-	-	0651u
Milton Keynes Central	d		0642	0700	0712
Rugby	d		-	-	-
Nuneaton	d		0711	-	-
Stafford	d		-	0750	0805
Stoke-on-Trent	d		0746	-	-
Macclesfield	d		0802	-	-
Crewe ¹⁰	d		0610	-	0810 0826
Wilmslow	d		0626	-	0826 -
Stockport	d	0006	0635	0817	0836 -
Manchester Piccadilly ¹⁰	a	0014	0643	0825	0845 -
Runcorn	d				0844
Liverpool Lime Street ¹⁰	a				0906

Special features

Period of operation						
London Euston	d	0646	0713	0733	0743	0753 0813
Watford Junction	d	0701u	-	-	-	-
Milton Keynes Central	d	0721	-	-	0815	0824 -
Rugby	d	0744u	-	-	-	0847u -
Nuneaton	d	-	0810	-	-	- 0910
Stafford	d	-	-	0850	-	- -
Stoke-on-Trent	d	0827	0844	-	-	0927 0944
Macclesfield	d	0843	-	-	-	0943 -
Crewe ¹⁰	d	-	-	0910	0926	- -
Wilmslow	d	-	-	0926	-	- -
Stockport	d	0857	0910	0936	-	0957 1010
Manchester Piccadilly ¹⁰	a	0905	0919	0944	-	1005 1019
Runcorn	d				0944	
Liverpool Lime Street ¹⁰	a				1003	

Special features

Period of operation						
London Euston	d	0833	0843	0853	0913	0933 0943
Watford Junction	d	-	-	-	-	- -
Milton Keynes Central	d	-	0915	0924	-	- 1015
Rugby	d	-	-	0947	-	- -
Nuneaton	d	-	-	-	1010	- -
Stafford	d	0950	-	-	-	1050 -
Stoke-on-Trent	d	-	-	1027	1044	- -
Macclesfield	d	-	-	1043	-	- -
Crewe ¹⁰	d	1010	1026	-	-	1110 1126
Wilmslow	d	1026	-	-	-	1126 -
Stockport	d	1036	-	1057	1110	1136 -
Manchester Piccadilly ¹⁰	a	1044	-	1105	1119	1144 -
Runcorn	d		1044			1144
Liverpool Lime Street ¹⁰	a		1104			1204

**All direct train services are highlighted
by the route-coloured background**

Special features

Period of operation

London Euston	d	0953	1013	1033	1043	1053	1113
Watford Junction	d	-	-	-	-	-	-
Milton Keynes Central	d	1024	-	-	1115	1124	-
Rugby	d	1047	-	-	-	1147	-
Nuneaton	d	-	1110	-	-	-	1210
Stafford	d	-	-	1150	-	-	-
Stoke-on-Trent	d	1127	1144	-	-	1227	1244
Macclesfield	d	1143	-	-	-	1243	-
Crewe ¹⁰	d	-	-	1210	1226	-	-
Wilmslow	d	-	-	1226	-	-	-
Stockport	d	1157	1210	1236	-	1257	1310
Manchester Piccadilly ¹⁰	a	1205	1219	1244	-	1305	1319
Runcorn	d	-	-	-	1244	-	-
Liverpool Lime Street ¹⁰	a	-	-	-	1304	-	-

Special features

Period of operation

London Euston	d	1133	1143	1153	1213	1233	1243
Watford Junction	d	-	-	-	-	-	-
Milton Keynes Central	d	-	1215	1224	-	-	1315
Rugby	d	-	-	1247	-	-	-
Nuneaton	d	-	-	-	1310	-	-
Stafford	d	1250	-	-	-	1350	-
Stoke-on-Trent	d	-	-	1327	1344	-	-
Macclesfield	d	-	-	1343	-	-	-
Crewe ¹⁰	d	1310	1326	-	-	1410	1426
Wilmslow	d	1326	-	-	-	1426	-
Stockport	d	1336	-	1357	1410	1436	-
Manchester Piccadilly ¹⁰	a	1344	-	1405	1419	1444	-
Runcorn	d	-	1344	-	-	-	1444
Liverpool Lime Street ¹⁰	a	-	1404	-	-	-	1504

Special features

Period of operation

			A				
London Euston	d	1253	1307	1313	1333	1343	1353
Watford Junction	d	-	-	-	-	-	-
Milton Keynes Central	d	1324	-	-	-	1415	1424
Rugby	d	1347	-	-	-	-	1447
Nuneaton	d	-	-	1410	-	-	-
Stafford	d	-	-	-	1450	-	-
Stoke-on-Trent	d	1427	-	1444	-	-	1527
Macclesfield	d	1443	-	-	-	-	1543
Crewe ¹⁰	d	-	-	-	1510	1526	-
Wilmslow	d	-	-	-	1526	-	-
Stockport	d	1457	-	1510	1536	-	1557
Manchester Piccadilly ¹⁰	a	1505	-	1519	1544	-	1605
Runcorn	d	-	1506	-	-	1544	-
Liverpool Lime Street ¹⁰	a	-	1522	-	-	1605	-

London - Manchester & Liverpool via Stoke-on-Trent or Crewe

Mondays to Fridays

Notes: see page 42

Special features

Period of operation

London Euston	d	1413	1433	1443	1453	1513	1533
Watford Junction	d	-	-	-	-	-	-
Milton Keynes Central	d	-	-	1515	1524	-	-
Rugby	d	-	-	-	1547	-	-
Nuneaton	d	1510	-	-	-	1610	-
Stafford	d	-	1550	-	-	-	1650
Stoke-on-Trent	d	1544	-	-	1627	1644	-
Macclesfield	d	-	-	-	1643	-	-
Crewe ¹⁰	d	-	1610	1626	-	-	1710
Wilmslow	d	-	1626	-	-	-	1726
Stockport	d	1610	1636	-	1657	1710	1736
Manchester Piccadilly ¹⁰	a	1619	1644	-	1705	1723	1744
Runcorn	d	-	-	1644	-	-	-
Liverpool Lime Street ¹⁰	a	-	-	1704	-	-	-

Special features

Period of operation

				B		FX	FO
London Euston	d	1543	1553	1602	1613	1633	1633
Watford Junction	d	-	-	-	-	-	-
Milton Keynes Central	d	1615	1624	-	-	-	-
Rugby	d	-	1647	-	-	-	-
Nuneaton	d	-	-	-	1710	-	-
Stafford	d	-	-	1732	-	1749s	1750
Stoke-on-Trent	d	-	1727	-	1744	-	-
Macclesfield	d	-	1743	-	-	-	-
Crewe ¹⁰	d	1726	-	1753	-	1810	1810
Wilmslow	d	-	-	-	-	1826	1826
Stockport	d	-	1757	-	1810	1836	1836
Manchester Piccadilly ¹⁰	a	-	1805	-	1819	1844	1844
Runcorn	d	1744	-	1814	-	-	-
Liverpool Lime Street ¹⁰	a	1804	-	1837	-	-	-

Special features

Period of operation

					FX	FO		C	FX
London Euston	d	1643	1653	1653	1713	1716	1733		
Watford Junction	d	-	-	-	-	1731u	-		
Milton Keynes Central	d	1715	1724u	1724u	-	1752	-		
Rugby	d	-	1745s	1747	-	1815	-		
Nuneaton	d	-	-	-	1810	-	-		
Stafford	d	-	-	-	-	1954	1849s		
Stoke-on-Trent	d	-	1827	1827	1844	2014	-		
Macclesfield	d	-	1843	1843	-	-	-		
Crewe ¹⁰	d	1826	-	-	-	2040a	1910		
Wilmslow	d	-	-	-	-	-	1926		
Stockport	d	-	1857	1857	1910	-	1936		
Manchester Piccadilly ¹⁰	a	-	1905	1905	1919	-	1944		
Runcorn	d	1844	-	-	-	-	-		
Liverpool Lime Street ¹⁰	a	1904	-	-	-	-	-		

**All direct train services are highlighted
by the route-coloured background**

Special features

Period of operation	FO		FX	FO		
London Euston	d	1733	1743	1753	1753	1813 1833
Watford Junction	d	-	-	-	-	-
Milton Keynes Central	d	-	1815u	1824u	1824u	-
Rugby	d	-	-	1845s	1847	-
Nuneaton	d	-	-	-	-	1910
Stafford	d	1850	-	-	-	- 1950
Stoke-on-Trent	d	-	-	1927	1927	1944
Macclesfield	d	-	-	1943	1943	-
Crewe ¹⁰	d	1910	1926	-	-	- 2010
Wilmslow	d	1926	-	-	-	- 2026
Stockport	d	1936	-	1957	1957	2010 2036
Manchester Piccadilly ¹⁰	a	1944	-	2005	2005	2019 2044
Runcorn	d	-	1944	-	-	-
Liverpool Lime Street ¹⁰	a	-	2005	-	-	-

Special features

Period of operation						C
London Euston	d	1843	1853	1907	1913	1933 1940
Watford Junction	d	-	-	-	-	-
Milton Keynes Central	d	1915u	1924u	-	-	-
Rugby	d	-	1947	-	-	-
Nuneaton	d	-	-	-	2010	-
Stafford	d	-	-	-	-	2050 2156
Stoke-on-Trent	d	-	2027	-	2044	- 2213
Macclesfield	d	-	2043	-	-	-
Crewe ¹⁰	d	2026	-	2045	-	2111 2233a
Wilmslow	d	-	-	-	-	2127
Stockport	d	-	2057	-	2110	2136
Manchester Piccadilly ¹⁰	a	-	2105	-	2119	2144
Runcorn	d	2044	-	2104	-	-
Liverpool Lime Street ¹⁰	a	2105	-	2122	-	-

Special features

Period of operation						
London Euston	d	1943	1953	2033	2043	2053 2139
Watford Junction	d	-	-	-	-	-
Milton Keynes Central	d	2015	2024	-	2115	2124 2210
Rugby	d	-	2047	-	-	2147
Nuneaton	d	-	-	2130	-	-
Stafford	d	-	-	-	-	-
Stoke-on-Trent	d	-	2127	-	-	2227 2310
Macclesfield	d	-	2143	-	-	2244 2325
Crewe ¹⁰	d	2126	-	2210	2226	-
Wilmslow	d	-	-	2226	-	-
Stockport	d	-	2157	2236	-	2259 2339
Manchester Piccadilly ¹⁰	a	-	2205	2245	-	2307 2348
Runcorn	d	2145	-	-	2246	-
Liverpool Lime Street ¹⁰	a	2204	-	-	2305	-

London - Manchester & Liverpool via Stoke-on-Trent or Crewe

Mondays to Fridays

Notes: see page 42

Special features

Period of operation

		E	
London Euston	d	2200	2203
Watford Junction	d	-	-
Milton Keynes Central	d	2241	2246u
Rugby	d	-	2311
Nuneaton	d	-	2324
Stafford	d	2341s	-
Stoke-on-Trent	d	-	2355s
Macclesfield	d	-	0011s
Crewe ¹⁰	d	0009s	-
Wilmslow	d	-	-
Stockport	d	-	0027s
Manchester Piccadilly ¹⁰	a	-	0039
Runcorn	d	0030s	
Liverpool Lime Street ¹⁰	a	0047	

London - Manchester & Liverpool via Stoke-on-Trent or Crewe

Saturdays

Notes: see page 42

Special features

Period of operation

			G			
London Euston	d	0629	0633	0646	0713	0733
Watford Junction	d	-	-	0701u	-	-
Milton Keynes Central	d	0700	0705	0721	-	-
Rugby	d	-	-	0744	-	-
Nuneaton	d	-	-	-	0810	-
Stafford	d	0750	0806	-	-	0850
Stoke-on-Trent	d	-	-	0827	0844	-
Macclesfield	d	-	-	0843	-	-
Crewe ¹⁰	d	0710	0810	0826	-	0910
Wilmslow	d	0726	0826	-	-	0926
Stockport	d	0735	0836	-	0857	0910
Manchester Piccadilly ¹⁰	a	0743	0844	-	0905	0919
Runcorn	d	-	-	0844	-	-
Liverpool Lime Street ¹⁰	a	-	-	0904	-	-

Special features

Period of operation

London Euston	d	0743	0753	0813	0833	0843	0853
Watford Junction	d	-	-	-	-	-	-
Milton Keynes Central	d	0815	0824	-	-	0915	0924
Rugby	d	-	0847	-	-	-	0947
Nuneaton	d	-	-	0910	-	-	-
Stafford	d	-	-	-	0950	-	-
Stoke-on-Trent	d	-	0927	0944	-	-	1027
Macclesfield	d	-	0943	-	-	-	1043
Crewe ¹⁰	d	0926	-	-	1010	1026	-
Wilmslow	d	-	-	-	1026	-	-
Stockport	d	-	0957	1010	1036	-	1057
Manchester Piccadilly ¹⁰	a	-	1005	1019	1044	-	1105
Runcorn	d	0944	-	-	-	1044	-
Liverpool Lime Street ¹⁰	a	1004	-	-	-	1104	-

Special features

Period of operation

London Euston	d	0913	0933	0943	0953	1007	1013
Watford Junction	d	-	-	-	-	-	-
Milton Keynes Central	d	-	-	1015	1024	-	-
Rugby	d	-	-	-	1047	-	-
Nuneaton	d	1010	-	-	-	1105	1110
Stafford	d	-	1050	-	-	-	-
Stoke-on-Trent	d	1044	-	-	1127	-	1144
Macclesfield	d	-	-	-	1143	-	-
Crewe ¹⁰	d	-	1110	1126	-	-	-
Wilmslow	d	-	1126	-	-	-	-
Stockport	d	1110	1136	-	1157	-	1210
Manchester Piccadilly ¹⁰	a	1119	1144	-	1205	-	1219
Runcorn	d	-	-	1144	-	1203	-
Liverpool Lime Street ¹⁰	a	-	-	1204	-	1223	-

London - Manchester & Liverpool via Stoke-on-Trent or Crewe

Saturdays

Notes: see page 42

Special features

Period of operation

London Euston	d	1033	1043	1053	1113	1133	1143
Watford Junction	d	-	-	-	-	-	-
Milton Keynes Central	d	-	1115	1124	-	-	1215
Rugby	d	-	-	1147	-	-	-
Nuneaton	d	-	-	-	1210	-	-
Stafford	d	1150	-	-	-	1250	-
Stoke-on-Trent	d	-	-	1227	1244	-	-
Macclesfield	d	-	-	1243	-	-	-
Crewe ¹⁰	d	1210	1226	-	-	1310	1326
Wilmslow	d	1226	-	-	-	1326	-
Stockport	d	1236	-	1257	1310	1336	-
Manchester Piccadilly ¹⁰	a	1244	-	1305	1319	1344	-
Runcorn	d	-	1244	-	-	-	1344
Liverpool Lime Street ¹⁰	a	-	1304	-	-	-	1404

Special features

Period of operation

London Euston	d	1153	1213	1233	1243	1253	1313
Watford Junction	d	-	-	-	-	-	-
Milton Keynes Central	d	1224	-	-	1315	1324	-
Rugby	d	1247	-	-	-	1347	-
Nuneaton	d	-	1310	-	-	-	1410
Stafford	d	-	-	1350	-	-	-
Stoke-on-Trent	d	1327	1344	-	-	1427	1444
Macclesfield	d	1343	-	-	-	1443	-
Crewe ¹⁰	d	-	-	1410	1426	-	-
Wilmslow	d	-	-	1426	-	-	-
Stockport	d	1357	1410	1436	-	1457	1510
Manchester Piccadilly ¹⁰	a	1405	1419	1444	-	1505	1519
Runcorn	d	-	-	-	1444	-	-
Liverpool Lime Street ¹⁰	a	-	-	-	1504	-	-

Special features

Period of operation

London Euston	d	1333	1343	1353	1402	1413	1433
Watford Junction	d	-	-	-	-	-	-
Milton Keynes Central	d	-	1415	1424	-	-	-
Rugby	d	-	-	1447	-	-	-
Nuneaton	d	-	-	-	-	1510	-
Stafford	d	1450	-	-	1524	-	1550
Stoke-on-Trent	d	-	-	1527	-	1544	-
Macclesfield	d	-	-	1543	-	-	-
Crewe ¹⁰	d	1510	1526	-	1545	-	1610
Wilmslow	d	1526	-	-	-	-	1626
Stockport	d	1536	-	1557	-	1610	1636
Manchester Piccadilly ¹⁰	a	1544	-	1605	-	1619	1644
Runcorn	d	-	1544	-	1603	-	-
Liverpool Lime Street ¹⁰	a	-	1604	-	1623	-	-

*All direct train services are highlighted
by the route-coloured background*

Special features

Period of operation

London Euston	d	1443	1453	1513	1533	1543	1553
Watford Junction	d	-	-	-	-	-	-
Milton Keynes Central	d	1515	1524	-	-	1615	1624
Rugby	d	-	1547	-	-	-	1647
Nuneaton	d	-	-	1610	-	-	-
Stafford	d	-	-	-	1650	-	-
Stoke-on-Trent	d	-	1627	1644	-	-	1727
Macclesfield	d	-	1643	-	-	-	1743
Crewe ¹⁰	d	1626	-	-	1710	1726	-
Wilmslow	d	-	-	-	1726	-	-
Stockport	d	-	1657	1710	1736	-	1757
Manchester Piccadilly ¹⁰	a	-	1705	1719	1744	-	1805
Runcorn	d	1644	-	-	-	1744	-
Liverpool Lime Street ¹⁰	a	1705	-	-	-	1804	-

Special features

Period of operation

London Euston	d	1613	1633	1643	1653	1713	1733
Watford Junction	d	-	-	-	-	-	-
Milton Keynes Central	d	-	-	1715	1724	-	-
Rugby	d	-	-	-	1747	-	-
Nuneaton	d	1710	-	-	-	1810	-
Stafford	d	-	1750	-	-	-	1850
Stoke-on-Trent	d	1744	-	-	1827	1844	-
Macclesfield	d	-	-	-	1843	-	-
Crewe ¹⁰	d	-	1810	1826	-	-	1910
Wilmslow	d	-	1826	-	-	-	1926
Stockport	d	1810	1836	-	1857	1910	1936
Manchester Piccadilly ¹⁰	a	1819	1844	-	1905	1919	1944
Runcorn	d	-	-	1844	-	-	-
Liverpool Lime Street ¹⁰	a	-	-	1904	-	-	-

Special features

Period of operation

London Euston	d	1743	1753	1813	1833	1843	1853
Watford Junction	d	-	-	-	-	-	-
Milton Keynes Central	d	1815	1824	-	-	1915	1924
Rugby	d	-	1847	-	-	-	1947
Nuneaton	d	-	-	1910	-	-	-
Stafford	d	-	-	-	1950	-	-
Stoke-on-Trent	d	-	1927	1944	-	-	2027
Macclesfield	d	-	1943	-	-	-	2043
Crewe ¹⁰	d	1926	-	-	2010	2026	-
Wilmslow	d	-	-	-	2026	-	-
Stockport	d	-	1957	2010	2036	-	2057
Manchester Piccadilly ¹⁰	a	-	2005	2019	2044	-	2105
Runcorn	d	1944	-	-	-	2044	-
Liverpool Lime Street ¹⁰	a	2004	-	-	-	2104	-

London - Manchester & Liverpool via Stoke-on-Trent or Crewe

Saturdays

Notes: see page 42

Special features

Period of operation

London Euston	d	1907	1913	1931	1937	2012	2018
Watford Junction	d	-	-	-	-	-	-
Milton Keynes Central	d	-	-	-	2015	-	2104
Rugby	d	-	-	-	-	2120	-
Nuneaton	d	-	2010	-	-	-	2136
Stafford	d	-	-	2050	-	2152	-
Stoke-on-Trent	d	-	2044	-	-	-	2210
Macclesfield	d	-	-	-	-	-	2225
Crewe ¹⁰	d	2045	-	2110	2126	2211	-
Wilmslow	d	-	-	2126	-	-	-
Stockport	d	-	2110	2136	-	-	2239
Manchester Piccadilly ¹⁰	a	-	2119	2144	-	-	2250
Runcorn	d	2104	-	-	2144	2229	-
Liverpool Lime Street ¹⁰	a	2122	-	-	2205	2245	-

Special features

Period of operation

London Euston	d	2101	-	-	-	-	-
Watford Junction	d	-	-	-	-	-	-
Milton Keynes Central	d	2146	-	-	-	-	-
Rugby	d	-	-	-	-	-	-
Nuneaton	d	-	-	-	-	-	-
Stafford	d	2237	-	-	-	-	-
Stoke-on-Trent	d	-	-	-	-	-	-
Macclesfield	d	-	-	-	-	-	-
Crewe ¹⁰	d	2304	-	-	-	-	-
Wilmslow	d	2321	-	-	-	-	-
Stockport	d	2331	-	-	-	-	-
Manchester Piccadilly ¹⁰	a	2342	-	-	-	-	-
Runcorn	d	-	-	-	-	-	-
Liverpool Lime Street ¹⁰	a	-	-	-	-	-	-

London - Manchester & Liverpool via Stoke-on-Trent or Crewe

Sundays

Notes: see page 42

Special features

Period of operation

				H		J	
London Euston	d	0807	0816	0820	0916	0919	1016
Watford Junction	d	0822u	-	0836u	-	0936u	-
Milton Keynes Central	d	0857	0901	0908	1002	1008	1104
Rugby	d	-	-	-	-	-	-
Nuneaton	d	-	0946	-	1048	-	1149
Stafford	d	-	-	1025	-	1126	-
Stoke-on-Trent	d	-	1022	-	1125	-	1224
Macclesfield	d	-	1038	-	1140	-	1240
Crewe ¹⁰	d	1020	-	1044	-	1145	-
Wilmslow	d	1035	-	-	-	-	-
Stockport	d	1044	1051	-	1154	-	1254
Manchester Piccadilly ¹⁰	a	1055	1101	-	1205	-	1302
Runcorn	d	-	-	1102	-	1203	-
Liverpool Lime Street ¹⁰	a	-	-	1118	-	1219	-

Special features

Period of operation

London Euston	d	1019	1116	1119	1208	1232	1242
Watford Junction	d	1036u	-	1136u	-	-	-
Milton Keynes Central	d	1109	1203	1210	1240	-	1315
Rugby	d	1145	-	1233	-	-	-
Nuneaton	d	-	1233	-	1310	-	-
Stafford	d	1221	-	1306	-	1350	-
Stoke-on-Trent	d	-	1311	-	1344	-	-
Macclesfield	d	-	1327	-	-	-	-
Crewe ¹⁰	d	1243	-	1326	-	1410	1426
Wilmslow	d	-	-	-	-	1426	-
Stockport	d	-	1341	-	1410	1436	-
Manchester Piccadilly ¹⁰	a	-	1350	-	1419	1444	-
Runcorn	d	1302	-	1345	-	-	1444
Liverpool Lime Street ¹⁰	a	1318	-	1404	-	-	1504

Special features

Period of operation

						K	
London Euston	d	1252	1312	1332	1342	1352	1406
Watford Junction	d	-	-	-	-	-	-
Milton Keynes Central	d	1324	-	-	1415	1424	-
Rugby	d	1347	-	-	-	1447	-
Nuneaton	d	-	1410	-	-	-	-
Stafford	d	-	-	1450	-	-	-
Stoke-on-Trent	d	1427	1444	-	-	1527	-
Macclesfield	d	1443	-	-	-	1543	-
Crewe ¹⁰	d	-	-	1510	1526	-	-
Wilmslow	d	-	-	1526	-	-	-
Stockport	d	1457	1510	1536	-	1557	-
Manchester Piccadilly ¹⁰	a	1505	1519	1544	-	1606	-
Runcorn	d	-	-	-	1544	-	1607
Liverpool Lime Street ¹⁰	a	-	-	-	1604	-	1623

London - Manchester & Liverpool via Stoke-on-Trent or Crewe

Sundays

Notes: see page 42

Special features

Period of operation

London Euston	d	1412	1432	1442	1452	1512	1532
Watford Junction	d	-	-	-	-	-	-
Milton Keynes Central	d	-	-	1515	1524	-	-
Rugby	d	-	-	-	1547	-	-
Nuneaton	d	1510	-	-	-	1610	-
Stafford	d	-	1550	-	-	-	1650
Stoke-on-Trent	d	1544	-	-	1627	1644	-
Macclesfield	d	-	-	-	1643	-	-
Crewe ¹⁰	d	-	1610	1626	-	-	1710
Wilmslow	d	-	1626	-	-	-	1726
Stockport	d	1610	1636	-	1657	1710	1736
Manchester Piccadilly ¹⁰	a	1619	1644	-	1705	1719	1744
Runcorn	d	-	-	1644	-	-	-
Liverpool Lime Street ¹⁰	a	-	-	1704	-	-	-

Special features

Period of operation

London Euston	d	1542	1552	1604	1612	1632	1642
Watford Junction	d	-	-	-	-	-	-
Milton Keynes Central	d	1615	1624	-	-	-	1715
Rugby	d	-	1647	-	-	-	-
Nuneaton	d	-	-	1705	1710	-	-
Stafford	d	-	-	-	-	1750	-
Stoke-on-Trent	d	-	1727	-	1744	-	-
Macclesfield	d	-	1743	-	-	-	-
Crewe ¹⁰	d	1726	-	-	-	1810	1826
Wilmslow	d	-	-	-	-	1826	-
Stockport	d	-	1757	-	1810	1836	-
Manchester Piccadilly ¹⁰	a	-	1805	-	1819	1844	-
Runcorn	d	1744	-	1804	-	-	1844
Liverpool Lime Street ¹⁰	a	1804	-	1820	-	-	1904

Special features

Period of operation

London Euston	d	1652	1712	1732	1742	1752	1812
Watford Junction	d	-	-	-	-	-	-
Milton Keynes Central	d	1724	-	-	1815	1824	-
Rugby	d	1747	-	-	-	1847	-
Nuneaton	d	-	1810	-	-	-	1910
Stafford	d	-	-	1850	-	-	-
Stoke-on-Trent	d	1827	1844	-	-	1927	1944
Macclesfield	d	1843	-	-	-	1943	-
Crewe ¹⁰	d	-	-	1910	1926	-	-
Wilmslow	d	-	-	1926	-	-	-
Stockport	d	1857	1910	1936	-	1957	2010
Manchester Piccadilly ¹⁰	a	1905	1919	1944	-	2006	2020
Runcorn	d	-	-	-	1944	-	-
Liverpool Lime Street ¹⁰	a	-	-	-	2004	-	-

All direct train services are highlighted
by the route-coloured background

Special features

Period of operation

London Euston	d	1832	1842	1852	1912	1932	1942
Watford Junction	d	-	-	-	-	-	-
Milton Keynes Central	d	-	1915	1924	-	-	2015
Rugby	d	-	-	1947	-	-	-
Nuneaton	d	-	-	-	2010	-	-
Stafford	d	1950	-	-	-	2050	-
Stoke-on-Trent	d	-	-	2027	2044	-	-
Macclesfield	d	-	-	2043	-	-	-
Crewe ¹⁰	d	2010	2026	-	-	2110	2126
Wilmslow	d	2026	-	-	-	2126	-
Stockport	d	2036	-	2057	2110	2135	-
Manchester Piccadilly ¹⁰	a	2044	-	2106	2120	2144	-
Runcorn	d	-	2044	-	-	-	2144
Liverpool Lime Street ¹⁰	a	-	2104	-	-	-	2203

Special features

Period of operation

London Euston	d	1952	2012	2031	L	2039	2121	2125
Watford Junction	d	-	-	-	-	-	-	-
Milton Keynes Central	d	2024	-	-	2124	-	-	2218
Rugby	d	2047	-	-	-	-	-	-
Nuneaton	d	-	2110	-	-	2259	-	-
Stafford	d	-	-	2150	2225	2325	-	-
Stoke-on-Trent	d	2127	2144	-	-	-	-	2335
Macclesfield	d	2143	-	-	-	-	-	2352
Crewe ¹⁰	d	-	-	2210	2245	2348	-	-
Wilmslow	d	-	-	2226	-	-	-	-
Stockport	d	2157	2210	2236	-	-	-	0006
Manchester Piccadilly ¹⁰	a	2205	2220	2244	-	-	-	0014
Runcorn	d	-	-	-	2304	0007	-	-
Liverpool Lime Street ¹⁰	a	-	-	-	2328	0029	-	-

Special features

Period of operation

London Euston	d	2149	-	-	-	-	-	-
Watford Junction	d	2209u	-	-	-	-	-	-
Milton Keynes Central	d	2242	-	-	-	-	-	-
Rugby	d	2318	-	-	-	-	-	-
Nuneaton	d	2329	-	-	-	-	-	-
Stafford	d	2352s	-	-	-	-	-	-
Stoke-on-Trent	d	-	-	-	-	-	-	-
Macclesfield	d	-	-	-	-	-	-	-
Crewe ¹⁰	d	0015s	-	-	-	-	-	-
Wilmslow	d	-	-	-	-	-	-	-
Stockport	d	0039s	-	-	-	-	-	-
Manchester Piccadilly ¹⁰	a	0048	-	-	-	-	-	-
Runcorn	d	-	-	-	-	-	-	-
Liverpool Lime Street ¹⁰	a	-	-	-	-	-	-	-

Notes

- a Arrival time
- d Departure time
- s Stops to set down only
- u Stops to pick up only

Period of operation and notes

- A Also calls Tamworth 1416 and Lichfield Trent Valley 1423
- B Also calls Tamworth 1709 and Lichfield Trent Valley 1716
- C Also calls at stations in the West Midlands (see routes A/B)
- E Also calls Tamworth 2320s and Lichfield Trent Valley 2327s
- FO Friday only
- FX Friday excepted
- G Also calls Tamworth 0744 and Lichfield Trent Valley 0750
- H Also calls Tamworth 1003 and Lichfield Trent Valley 1009
- J Also calls Tamworth 1103 and Lichfield Trent Valley 1109
- K Also calls Tamworth 1517 and Lichfield Trent Valley 1524
- L Also calls Tamworth 2203 and Lichfield Trent Valley 2210
- MO Monday only

MAJOR IMPROVEMENT WORKS will take place at weekends and extended bank holiday weekends throughout the validity of this timetable. The basic services for Saturdays and Sundays are shown, but these may be subject to alteration.

Customers should reconfirm their train times shortly before travelling.

Liverpool & Manchester - London via Stoke-on-Trent or Crewe

Mondays to Fridays

Notes: see page 54

Special features

Period of operation

				A	B		
Liverpool Lime Street ¹⁰	d	0525			0604		
Runcorn	d	0542			0620		
Manchester Piccadilly ¹⁰	d	0505	-	0555	0603	-	0615
Stockport	d	0514	-	0604	-	-	0624
Wilmslow	d	-	-	0613	0620	-	-
Crewe ¹⁰	a	0534	0601	0629	0638	-	-
Macclesfield	d	-	-	-	-	-	0637
Stoke-on-Trent	d	-	-	-	-	-	0653
Stafford	a	0554	0620	-	0657	0653	-
Nuneaton	a	0618	-	0709	-	-	-
Rugby	a	0632	0652	-	-	0737	-
Milton Keynes Central	a	0652	0713	-	-	-	0749s
Watford Junction	a	-	-	-	-	-	-
London Euston	a	0727	0753	0810	0906	0827	0825

Special features

Period of operation

				A			
Liverpool Lime Street ¹⁰	d	0643					
Runcorn	d	0702					
Manchester Piccadilly ¹⁰	d	-	0624	0630	0700	0655	0715
Stockport	d	-	0633	0640	0709u	0704	0724
Wilmslow	d	-	-	-	-	0713	-
Crewe ¹⁰	a	-	-	-	-	0730	-
Macclesfield	d	-	0647	0653	-	-	0737
Stoke-on-Trent	d	-	0704	0710	-	-	0753
Stafford	a	-	0722	-	-	0750	-
Nuneaton	a	-	-	0741	-	-	-
Rugby	a	-	-	-	-	-	0834u
Milton Keynes Central	a	-	-	-	-	-	0853
Watford Junction	a	-	-	-	-	-	-
London Euston	a	0856	0938	0841	0859	0909	0928

Special features

Period of operation

Liverpool Lime Street ¹⁰	d	0740			0843		
Runcorn	d	0758			0900		
Manchester Piccadilly ¹⁰	d	0735	-	0755	0815	0835	-
Stockport	d	0744	-	0804	0824	0844	-
Wilmslow	d	-	-	0813	-	-	-
Crewe ¹⁰	a	-	0821	0831	-	-	0921
Macclesfield	d	-	-	-	0837	-	-
Stoke-on-Trent	d	0810	-	-	0853	0910	-
Stafford	a	-	-	0850	-	-	-
Nuneaton	a	0842	-	-	-	0942	-
Rugby	a	-	-	-	0934u	-	-
Milton Keynes Central	a	-	0926	-	0953	-	1026
Watford Junction	a	-	-	-	-	-	-
London Euston	a	0941	1003	1009	1027	1041	1103

Liverpool & Manchester - London via Stoke-on-Trent or Crewe

Mondays to Fridays

Notes: see page 54

Special features

Period of operation

		C				
Liverpool Lime Street ¹⁰	d		0902		0943	
Runcorn	d		0921		1001	
Manchester Piccadilly ¹⁰	d	0855	0915	-	0935	0955
Stockport	d	0904	0924	-	0944	1004
Wilmslow	d	0913	-	-	-	1013
Crewe ¹⁰	a	0929	-	-	1021	1029
Macclesfield	d	-	0937	-	-	-
Stoke-on-Trent	d	-	0953	-	1010	-
Stafford	a	0950	-	-	-	1050
Nuneaton	a	-	-	-	1042	-
Rugby	a	-	1033	1040u	-	-
Milton Keynes Central	a	-	1053	-	-	1126
Watford Junction	a	-	-	-	-	-
London Euston	a	1109	1127	1130	1141	1204 1210

Special features

Period of operation

		E				
Liverpool Lime Street ¹⁰	d		1004		1043	
Runcorn	d		1021		1102	
Manchester Piccadilly ¹⁰	d	1015	-	1035	-	1055 1115
Stockport	d	1024	-	1044	-	1104 1124
Wilmslow	d	-	-	-	-	1113 -
Crewe ¹⁰	a	-	1039	-	1121	1129 -
Macclesfield	d	1037	-	-	-	1137
Stoke-on-Trent	d	1053	-	1110	-	1153
Stafford	a	-	-	-	-	1150 -
Nuneaton	a	-	-	1142	-	- -
Rugby	a	1133	-	-	-	1233
Milton Keynes Central	a	1153	-	-	1226	- 1253
Watford Junction	a	-	-	-	-	- -
London Euston	a	1227	1230	1241	1303	1309 1327

Special features

Period of operation

Liverpool Lime Street ¹⁰	d		1143			1243
Runcorn	d		1201			1302
Manchester Piccadilly ¹⁰	d	1135	-	1155	1215	1235 -
Stockport	d	1144	-	1204	1224	1244 -
Wilmslow	d	-	-	1213	-	- -
Crewe ¹⁰	a	-	1221	1229	-	- 1321
Macclesfield	d	-	-	-	1237	- -
Stoke-on-Trent	d	1210	-	-	1253	1310 -
Stafford	a	-	-	1250	-	- -
Nuneaton	a	1242	-	-	-	1342 -
Rugby	a	-	-	-	1333	- -
Milton Keynes Central	a	-	1326	-	1353	- 1426
Watford Junction	a	-	-	-	-	- -
London Euston	a	1341	1403	1409	1427	1441 1503

All direct train services are highlighted
by the route-coloured background

Special features

Period of operation

Liverpool Lime Street 10	d				1343		
Runcorn	d				1401		
Manchester Piccadilly 10	d	1255	1315	1335	-	1355	1415
Stockport	d	1304	1324	1344	-	1404	1424
Wilmslow	d	1313	-	-	-	1413	-
Crewe 10	a	1329	-	-	1421	1429	-
Macclesfield	d	-	1337	-	-	-	1437
Stoke-on-Trent	d	-	1353	1410	-	-	1453
Stafford	a	1350	-	-	-	1450	-
Nuneaton	a	-	-	1442	-	-	-
Rugby	a	-	1433	-	-	-	1533
Milton Keynes Central	a	-	1453	-	1526	-	1553
Watford Junction	a	-	-	-	-	-	-
London Euston	a	1509	1527	1542	1604	1610	1630

Special features

Period of operation

Liverpool Lime Street 10	d		1443				1543
Runcorn	d		1501				1601
Manchester Piccadilly 10	d	1435	-	1455	1515	1535	-
Stockport	d	1444	-	1504	1524	1544	-
Wilmslow	d	-	-	1513	-	-	-
Crewe 10	a	-	1521	1529	-	-	1621
Macclesfield	d	-	-	-	1537	-	-
Stoke-on-Trent	d	1510	-	-	1553	1610	-
Stafford	a	-	-	1550	-	-	-
Nuneaton	a	1542	-	-	-	1642	-
Rugby	a	-	-	-	1633	-	-
Milton Keynes Central	a	-	1626	-	1653	-	1726
Watford Junction	a	-	-	-	-	-	-
London Euston	a	1642	1703	1709	1727	1741	1803

Special features

Period of operation

Liverpool Lime Street 10	d				1643		
Runcorn	d				1702		
Manchester Piccadilly 10	d	1555	1615	1635	-	1655	1715
Stockport	d	1604	1624	1644	-	1704	1724
Wilmslow	d	1613	-	-	-	1713	-
Crewe 10	a	1629	-	-	1721	1729	-
Macclesfield	d	-	1637	-	-	-	1737
Stoke-on-Trent	d	-	1653	1710	-	-	1753
Stafford	a	1650	-	-	-	1751	-
Nuneaton	a	-	-	1742	-	-	-
Rugby	a	-	1733	-	-	-	1833
Milton Keynes Central	a	-	1753	-	1826	-	1853
Watford Junction	a	-	-	-	-	-	-
London Euston	a	1810	1827	1841	1903	1909	1927

Liverpool & Manchester - London via Stoke-on-Trent or Crewe

Mondays to Fridays

Notes: see page 54

Special features

Period of operation

Liverpool Lime Street ¹⁰	d	1743					1843
Runcorn	d	1801					1902
Manchester Piccadilly ¹⁰	d	1735	-	1755	1815	1835	-
Stockport	d	1744	-	1804	1824	1844	-
Wilmslow	d	-	-	1813	-	-	-
Crewe ¹⁰	a	-	1821	1829	-	-	1921
Macclesfield	d	-	-	-	1837	-	-
Stoke-on-Trent	d	1810	-	-	1853	1910	-
Stafford	a	-	-	1850	-	-	-
Nuneaton	a	1842	-	-	-	1942	-
Rugby	a	-	-	-	1933	-	-
Milton Keynes Central	a	-	1926	-	1953	-	2026
Watford Junction	a	-	-	-	-	-	-
London Euston	a	1941	2003	2009	2027	2041	2103

Special features

Period of operation

Liverpool Lime Street ¹⁰	d			1943			2051
Runcorn	d			2002			2111
Manchester Piccadilly ¹⁰	d	1855	1915	-	1955	2015	-
Stockport	d	1904	1924	-	2004	2024	-
Wilmslow	d	1913	-	-	2013	-	-
Crewe ¹⁰	a	1929	-	2021	2029	-	2131
Macclesfield	d	-	1937	-	-	2037	-
Stoke-on-Trent	d	-	1953	-	-	2053	-
Stafford	a	1950	-	-	2050	-	2152
Nuneaton	a	-	2026	-	-	2126	2220
Rugby	a	-	2039	-	-	-	2232
Milton Keynes Central	a	-	2059	2126	-	2157	2256
Watford Junction	a	2056s	-	-	2157s	-	2331s
London Euston	a	2113	2134	2205	2214	2231	2356

Special features

Period of operation

								G
Liverpool Lime Street ¹⁰	d							
Runcorn	d							
Manchester Piccadilly ¹⁰	d	2115						
Stockport	d	2124						
Wilmslow	d	-						
Crewe ¹⁰	a	-						
Macclesfield	d	2137						
Stoke-on-Trent	d	2153						
Stafford	a	-						
Nuneaton	a	-						
Rugby	a	-						
Milton Keynes Central	a	2301						
Watford Junction	a	2336s						
London Euston	a	2359						

Liverpool & Manchester - London via Stoke-on-Trent or Crewe

Saturdays

Notes: see page 54

Special features

Period of operation

				H	A	
Liverpool Lime Street ¹⁰	d	0525		0604		
Runcorn	d	0542		0620		
Manchester Piccadilly ¹⁰	d	0505	-	0555	-	0603 0611
Stockport	d	0514	-	0604	-	- 0620
Wilmslow	d	-	-	0613	-	0618 -
Crewe ¹⁰	a	0534	0600	0629	-	0636 -
Macclesfield	d	-	-	-	-	- 0633
Stoke-on-Trent	d	-	-	-	-	- 0649
Stafford	a	0554	0620	-	0653	0658 -
Nuneaton	a	0618	-	0709	-	- -
Rugby	a	0632	0652	-	0737	- -
Milton Keynes Central	a	0652	0713	-	-	- 0745
Watford Junction	a	-	-	0756s	-	- -
London Euston	a	0727	0753	0813	0832	0906 0820

Special features

Period of operation

						J
Liverpool Lime Street ¹⁰	d	0643				0713
Runcorn	d	0702				0730
Manchester Piccadilly ¹⁰	d	0631	-	0655	0715	- 0735
Stockport	d	0641	-	0704	0724	- 0744
Wilmslow	d	-	-	0713	-	- -
Crewe ¹⁰	a	-	0721	0729	-	- -
Macclesfield	d	0654	-	-	0737	- -
Stoke-on-Trent	d	0710	-	-	0753	- 0810
Stafford	a	-	-	0750	-	- -
Nuneaton	a	0742	-	-	-	- 0842
Rugby	a	-	-	-	0833	- -
Milton Keynes Central	a	-	0826	-	0853	- -
Watford Junction	a	-	-	-	-	- -
London Euston	a	0841	0903	0909	0927	0930 0941

Special features

Period of operation

Liverpool Lime Street ¹⁰	d	0740				0843
Runcorn	d	0758				0901
Manchester Piccadilly ¹⁰	d	-	0755	0815	0835	- 0855
Stockport	d	-	0804	0824	0844	- 0904
Wilmslow	d	-	0813	-	-	- 0913
Crewe ¹⁰	a	0821	0831	-	-	0921 0929
Macclesfield	d	-	-	0837	-	- -
Stoke-on-Trent	d	-	-	0853	0910	- -
Stafford	a	-	0850	-	-	- 0950
Nuneaton	a	-	-	-	0942	- -
Rugby	a	-	-	0933	-	- -
Milton Keynes Central	a	0926	-	0953	-	1026 -
Watford Junction	a	-	-	-	-	- -
London Euston	a	1003	1009	1027	1041	1103 1109

Liverpool & Manchester - London via Stoke-on-Trent or Crewe

Saturdays

Notes: see page 54

Special features

Period of operation

		K					
Liverpool Lime Street ¹⁰	d	0904		0943			
Runcorn	d	0921		1002			
Manchester Piccadilly ¹⁰	d	0915	-	0935	-	0955	1015
Stockport	d	0924	-	0944	-	1004	1024
Wilmslow	d	-	-	-	-	1013	-
Crewe ¹⁰	a	-	0940	-	1021	1029	-
Macclesfield	d	0937	-	-	-	-	1037
Stoke-on-Trent	d	0953	-	1010	-	-	1053
Stafford	a	-	-	-	-	1050	-
Nuneaton	a	-	-	1042	-	-	-
Rugby	a	1033	-	-	-	-	1133
Milton Keynes Central	a	1053	-	-	1126	-	1153
Watford Junction	a	-	-	-	-	-	-
London Euston	a	1127	1130	1141	1203	1209	1227

Special features

Period of operation

Liverpool Lime Street ¹⁰	d	1043					1143
Runcorn	d	1102					1201
Manchester Piccadilly ¹⁰	d	1035	-	1055	1115	1135	-
Stockport	d	1044	-	1104	1124	1144	-
Wilmslow	d	-	-	1113	-	-	-
Crewe ¹⁰	a	-	1121	1129	-	-	1221
Macclesfield	d	-	-	-	1137	-	-
Stoke-on-Trent	d	1110	-	-	1153	1210	-
Stafford	a	-	-	1150	-	-	-
Nuneaton	a	1142	-	-	-	1241	-
Rugby	a	-	-	-	1233	-	-
Milton Keynes Central	a	-	1226	-	1253	-	1326
Watford Junction	a	-	-	-	-	-	-
London Euston	a	1241	1303	1309	1327	1341	1403

Special features

Period of operation

Liverpool Lime Street ¹⁰	d				1243		
Runcorn	d				1302		
Manchester Piccadilly ¹⁰	d	1155	1215	1235	-	1255	1315
Stockport	d	1204	1224	1244	-	1304	1324
Wilmslow	d	1213	-	-	-	1313	-
Crewe ¹⁰	a	1229	-	-	1321	1329	-
Macclesfield	d	-	1237	-	-	-	1337
Stoke-on-Trent	d	-	1253	1310	-	-	1353
Stafford	a	1250	-	-	-	1350	-
Nuneaton	a	-	-	1342	-	-	-
Rugby	a	-	1333	-	-	-	1433
Milton Keynes Central	a	-	1353	-	1426	-	1453
Watford Junction	a	-	-	-	-	-	-
London Euston	a	1409	1427	1441	1503	1509	1527

All direct train services are highlighted
by the route-coloured background

Special features

Period of operation

		L				
Liverpool Lime Street 10	d	1308		1343		
Runcorn	d	1328		1401		
Manchester Piccadilly 10	d	-	1335	-	1355	1415 1435
Stockport	d	-	1344	-	1404	1424 1444
Wilmslow	d	-	-	-	1413	- -
Crewe 10	a	-	-	1421	1429	- -
Macclesfield	d	-	-	-	-	1437 -
Stoke-on-Trent	d	-	1410	-	-	1453 1510
Stafford	a	-	-	-	1450	- -
Nuneaton	a	-	1442	-	-	- 1542
Rugby	a	-	-	-	-	1533 -
Milton Keynes Central	a	-	-	1526	-	1553 -
Watford Junction	a	-	-	-	-	- -
London Euston	a	1530	1541	1603	1609	1627 1641

Special features

Period of operation

Liverpool Lime Street 10	d	1443				1543
Runcorn	d	1501				1602
Manchester Piccadilly 10	d	-	1455	1515	1535	- 1555
Stockport	d	-	1504	1524	1544	- 1604
Wilmslow	d	-	1513	-	-	- 1613
Crewe 10	a	1521	1529	-	-	1621 1629
Macclesfield	d	-	-	1537	-	- -
Stoke-on-Trent	d	-	-	1553	1610	- -
Stafford	a	-	1550	-	-	- 1650
Nuneaton	a	-	-	-	1642	- -
Rugby	a	-	-	1633	-	- -
Milton Keynes Central	a	1626	-	1653	-	1726 -
Watford Junction	a	-	-	-	-	- -
London Euston	a	1703	1709	1727	1741	1803 1809

Special features

Period of operation

Liverpool Lime Street 10	d			1643		
Runcorn	d			1702		
Manchester Piccadilly 10	d	1615	1635	-	1655	1715 1735
Stockport	d	1624	1644	-	1704	1724 1744
Wilmslow	d	-	-	-	1713	- -
Crewe 10	a	-	-	1721	1729	- -
Macclesfield	d	1637	-	-	-	1737 -
Stoke-on-Trent	d	1653	1710	-	-	1753 1810
Stafford	a	-	-	-	1750	- -
Nuneaton	a	-	1742	-	-	- 1842
Rugby	a	1733	-	-	-	1833 -
Milton Keynes Central	a	1753	-	1826	-	1853 -
Watford Junction	a	-	-	-	-	- -
London Euston	a	1827	1841	1903	1909	1927 1941

Liverpool & Manchester - London via Stoke-on-Trent or Crewe

Saturdays

Notes: see page 54

Special features

Period of operation

Liverpool Lime Street ¹⁰	d	1743				1843	
Runcorn	d	1801				1902	
Manchester Piccadilly ¹⁰	d	-	1755	1815	1835	-	1855
Stockport	d	-	1804	1824	1844	-	1904
Wilmslow	d	-	1813	-	-	-	1913
Crewe ¹⁰	a	1821	1829	-	-	1921	1929
Macclesfield	d	-	-	1837	-	-	-
Stoke-on-Trent	d	-	-	1853	1910	-	-
Stafford	a	-	1850	-	-	-	1950
Nuneaton	a	-	-	-	1942	-	-
Rugby	a	-	-	1933	-	-	2022
Milton Keynes Central	a	1926	-	1953	-	2030	2045
Watford Junction	a	-	2002s	-	-	-	2115s
London Euston	a	2003	2025	2043	2058	2127	2133

Special features

Period of operation

Liverpool Lime Street ¹⁰	d		1943		N	
Runcorn	d		2001			
Manchester Piccadilly ¹⁰	d	1915	-	2015		
Stockport	d	1924	-	2024		
Wilmslow	d	-	-	-		
Crewe ¹⁰	a	-	2021	-		
Macclesfield	d	1937	-	2037		
Stoke-on-Trent	d	1953	-	2053		
Stafford	a	-	-	-		
Nuneaton	a	2027	-	-		
Rugby	a	-	-	-		
Milton Keynes Central	a	2100	2130	2201		
Watford Junction	a	2128s	-	2233s		
London Euston	a	2152	2225	2259		

Liverpool & Manchester - London via Stoke-on-Trent or Crewe

Sundays

Notes: see page 54

Special features

Period of operation

P

Liverpool Lime Street ¹⁰	d	0810		0834		0934
Runcorn	d	0827		0853		0953
Manchester Piccadilly ¹⁰	d	0805	-	0820	-	0920
Stockport	d	0815	-	0830	-	0930
Wilmslow	d	0823	-	-	-	-
Crewe ¹⁰	a	0839	0846	-	0913	-
Macclesfield	d	-	-	0843	-	0943
Stoke-on-Trent	d	-	-	0900	-	0959
Stafford	a	0858	-	-	0933	-
Nuneaton	a	-	0927	-	-	-
Rugby	a	-	-	-	-	-
Milton Keynes Central	a	1008	-	-	1043	1116
Watford Junction	a	1036s	1041s	-	1115s	-
London Euston	a	1100	1104	1110	1140	1212

Special features

Period of operation

A

Liverpool Lime Street ¹⁰	d	0943			1043	
Runcorn	d	1000			1102	
Manchester Piccadilly ¹⁰	d	-	1020	1035	-	1115
Stockport	d	-	1030	1047	-	1126
Wilmslow	d	-	1037	-	-	-
Crewe ¹⁰	a	1018	1053	-	1121	-
Macclesfield	d	-	-	1059	-	1139
Stoke-on-Trent	d	-	-	1117	-	1155
Stafford	a	1038	-	-	-	-
Nuneaton	a	-	-	1147	-	-
Rugby	a	1158	-	1203	-	-
Milton Keynes Central	a	1221	1216	1224	1228	1252
Watford Junction	a	-	-	-	-	-
London Euston	a	1256	1254	1301	1306	1328

Special features

Period of operation

Q

U

V

Liverpool Lime Street ¹⁰	d	1143				1204
Runcorn	d	1201				1220
Manchester Piccadilly ¹⁰	d	-	1154	1155	1215	-
Stockport	d	-	1206	1206	1224	-
Wilmslow	d	-	1213	1213	-	-
Crewe ¹⁰	a	1221	1230	1230	-	1240
Macclesfield	d	-	-	-	1237	-
Stoke-on-Trent	d	-	-	-	1253	-
Stafford	a	-	1250	1250	-	-
Nuneaton	a	-	-	-	-	1342
Rugby	a	-	-	-	1333	-
Milton Keynes Central	a	1326	-	-	1353	-
Watford Junction	a	-	-	-	-	-
London Euston	a	1404	1410	1410	1428	1433

Liverpool & Manchester - London via Stoke-on-Trent or Crewe

Sundays

Notes: see page 54

Special features

Period of operation

Liverpool Lime Street ¹⁰	d	1243				1343	
Runcorn	d	1301				1402	
Manchester Piccadilly ¹⁰	d	-	1255	1315	1335	-	1355
Stockport	d	-	1304	1324	1344	-	1404
Wilmslow	d	-	1313	-	-	-	1413
Crewe ¹⁰	a	1321	1329	-	-	1421	1429
Macclesfield	d	-	-	1337	-	-	-
Stoke-on-Trent	d	-	-	1353	1410	-	-
Stafford	a	-	1350	-	-	-	1450
Nuneaton	a	-	-	-	1442	-	-
Rugby	a	-	-	1433	-	-	-
Milton Keynes Central	a	1426	-	1453	-	1526	-
Watford Junction	a	-	-	-	-	-	-
London Euston	a	1504	1510	1528	1542	1604	1610

Special features

Period of operation

Liverpool Lime Street ¹⁰	d			1443			
Runcorn	d			1501			
Manchester Piccadilly ¹⁰	d	1415	1435	-	1455	1515	1535
Stockport	d	1424	1444	-	1504	1524	1544
Wilmslow	d	-	-	-	1513	-	-
Crewe ¹⁰	a	-	-	1521	1530	-	-
Macclesfield	d	1437	-	-	-	1537	-
Stoke-on-Trent	d	1453	1510	-	-	1553	1610
Stafford	a	-	-	-	1550	-	-
Nuneaton	a	-	1542	-	-	-	1642
Rugby	a	1533	-	-	-	1633	-
Milton Keynes Central	a	1553	-	1626	-	1653	-
Watford Junction	a	-	-	-	-	-	-
London Euston	a	1629	1642	1704	1710	1728	1742

Special features

Period of operation

Liverpool Lime Street ¹⁰	d	1543				1643	
Runcorn	d	1601				1702	
Manchester Piccadilly ¹⁰	d	-	1555	1615	1635	-	1655
Stockport	d	-	1604	1624	1644	-	1704
Wilmslow	d	-	1613	-	-	-	1713
Crewe ¹⁰	a	1621	1629	-	-	1721	1729
Macclesfield	d	-	-	1637	-	-	-
Stoke-on-Trent	d	-	-	1653	1710	-	-
Stafford	a	-	1650	-	-	-	1750
Nuneaton	a	-	-	-	1742	-	-
Rugby	a	-	-	1733	-	-	-
Milton Keynes Central	a	1726	-	1753	-	1826	-
Watford Junction	a	-	-	-	-	-	-
London Euston	a	1804	1810	1828	1842	1904	1910

All direct train services are highlighted
by the route-coloured background

Special features

Period of operation

Liverpool Lime Street ¹⁰	d		1743				
Runcorn	d		1801				
Manchester Piccadilly ¹⁰	d	1715	1735	-	1755	1815	1835
Stockport	d	1724	1744	-	1804	1824	1844
Wilmslow	d	-	-	-	1813	-	-
Crewe ¹⁰	a	-	-	1821	1829	-	-
Macclesfield	d	1737	-	-	-	1837	-
Stoke-on-Trent	d	1753	1810	-	-	1853	1910
Stafford	a	-	-	-	1850	-	-
Nuneaton	a	-	1842	-	-	-	1942
Rugby	a	1833	-	-	-	1933	-
Milton Keynes Central	a	1853	-	1926	-	1953	-
Watford Junction	a	-	-	-	-	-	-
London Euston	a	1928	1942	2004	2010	2028	2042

Special features

Period of operation

				Y			
Liverpool Lime Street ¹⁰	d	1843				1943	
Runcorn	d	1901				2002	
Manchester Piccadilly ¹⁰	d	-	1855	1915	1935	-	2023
Stockport	d	-	1904	1924	1944	-	2032
Wilmslow	d	-	1913	-	-	-	-
Crewe ¹⁰	a	1921	1929	-	-	2021	-
Macclesfield	d	-	-	1937	-	-	2045
Stoke-on-Trent	d	-	-	1953	2010	-	2103
Stafford	a	-	1950	-	-	2041	-
Nuneaton	a	-	-	-	2042	-	-
Rugby	a	-	-	2038	-	-	-
Milton Keynes Central	a	2026	-	-	2113	2135	2203
Watford Junction	a	-	-	2128s	-	2211s	2235s
London Euston	a	2104	2114	2147	2201	2237	2257

Special features

Period of operation

			Z				
Liverpool Lime Street ¹⁰	d		2043				
Runcorn	d		2102				
Manchester Piccadilly ¹⁰	d	2055	-				
Stockport	d	2104	-				
Wilmslow	d	-	-				
Crewe ¹⁰	a	-	2122				
Macclesfield	d	2117	-				
Stoke-on-Trent	d	2134	-				
Stafford	a	-	2142				
Nuneaton	a	-	2218				
Rugby	a	2214	2232				
Milton Keynes Central	a	2249	2305				
Watford Junction	a	2322s	2336s				
London Euston	a	2342	2355				

Notes

- a Arrival time
- d Departure time
- s Stops to set down only
- u Stops to pick up only

Period of operation and notes

- A Also calls at stations in the West Midlands (see routes A/B)
- B Also calls Lichfield Trent Valley 0709 and Tamworth 0716
- C Also calls Lichfield Trent Valley 1013 and Tamworth 1019
- E Also calls Lichfield Trent Valley 1113 and Tamworth 1120
- G Also calls Lichfield Trent Valley 2216 and Tamworth 2223
- H Also calls Lichfield Trent Valley 0708 and Tamworth 0716
- J Also calls Lichfield Trent Valley 0813 and Tamworth 0820
- K Also calls Lichfield Trent Valley 1013 and Tamworth 1020
- L Also calls Lichfield Trent Valley 1412 and Tamworth 1421
- N Also calls Lichfield Trent Valley 2116 and Tamworth 2123
- P Also calls Lichfield Trent Valley 0923
- Q From 16 February
- U Until 9 February
- V Also calls Lichfield Trent Valley 1314 and Tamworth 1321
- Y Also calls Lichfield Trent Valley 2016
- Z Also calls Lichfield Trent Valley 2200 and Tamworth 2206

MAJOR IMPROVEMENT WORKS will take place at weekends and extended bank holiday weekends throughout the validity of this timetable. The basic services for Saturdays and Sundays are shown, but these may be subject to alteration.

Customers should reconfirm their train times shortly before travelling.

Route timetable



London Euston and West Midlands - North West and Scotland



Stations served:

- Birmingham International
- Birmingham New Street
- Blackpool North
- Carlisle
- Coventry
- Crewe
- Edinburgh
- Glasgow Central
- Haymarket
- Kirkham & Wesham
- Lancaster
- Lichfield Trent Valley
- Lockerbie
- London Euston
- Macclesfield
- Manchester Piccadilly
- Milton Keynes Central
- Motherwell
- Northampton
- Nuneaton
- Oxenholme Lake District
- Penrith North Lakes
- Poulton le-Fylde
- Preston
- Rugby
- Sandwell & Dudley
- Stafford
- Stockport
- Stoke-on-Trent
- Tamworth
- Warrington Bank Quay
- Watford Junction
- Wigan North Western
- Wilmslow
- Wolverhampton

London and the West Midlands - North West and Scotland

Mondays to Fridays

Notes: see page 65

Special features

Period of operation

London Euston	d		0531		0730	0616
Watford Junction	d		0548u		-	0631u
Milton Keynes Central	d		0617		-	0652
Rugby	d		0639		-	0715
Coventry	d		-	0615h	-	0727
Birmingham International	d		-	0634h	-	0738
Birmingham New Street 12	d	0605	-	0707	-	0807
Sandwell & Dudley	d	0617	-	0717	-	0817
Wolverhampton 7	d	0515	0632	-	0732	-
Stafford	d	0531	0648	-	0747	-
Crewe 10	d	0559	0709	0727	0809	-
Warrington Bank Quay	d	0617	0727	0746	0827	0915
Wigan North Western	d	0628	0738	0757	0838	0926
Preston 8	a	0641	0751	0810	0850	0939
Blackpool North	a	0726t	0827t	0854t	0924t	-
Lancaster 6	a	0658	0808	0828	0908	0955
Oxenholme Lake District	a	0712	0822	0842	0927t	1019r
Penrith North Lakes	a	0738	0855t	-	0943	1031
Carlisle 8	a	0754	0900	0921	1001	1047
Lockerbie	a	0813	0932e	-	1028e	-
Motherwell	a	-	1017e	-	1113e	-
Glasgow Central 13	a	0916	1035e	1042	1118	1201
Haymarket	a	0933e	1012		1132e	1213
Edinburgh 10	a	0940e	1018		1137e	1220

Special features

Period of operation

London Euston	d	0830	0716	0930	0840	1030	0940
Watford Junction	d	-	0731u	-	0831v	-	0931v
Milton Keynes Central	d	-	0752	-	0919c	-	1019c
Rugby	d	-	0815	-	-	-	-
Coventry	d	-	0827	-	0936	-	1036
Birmingham International	d	-	0838	-	0946	-	1046
Birmingham New Street 12	d	-	0907	-	1007	-	1107
Sandwell & Dudley	d	-	0917	-	1017	-	1117
Wolverhampton 7	d	-	0932	-	1032	-	1132
Stafford	d	-	0947	-	1047	-	1147
Crewe 10	d	-	1009	-	1109	-	1209
Warrington Bank Quay	d	1015	1027	1115	1127	1215	1227
Wigan North Western	d	1026	1038	1126	1138	1226	1238
Preston 8	a	1039	1051	1139	1151	1239	1251
Blackpool North	a	-	1114	-	1224t	-	1325t
Lancaster 6	a	1055	1114t	1155	1207	1255	1308
Oxenholme Lake District	a	1110	1127t	-	1221	-	1323
Penrith North Lakes	a	-	1152t	-	1257t	1331	1354t
Carlisle 8	a	1149	1209t	1247	1300	1348	1401
Lockerbie	a	1228e	1228t	-	1333e	-	1433e
Motherwell	a	1247s		-	1420e	-	1459
Glasgow Central 13	a	1304		1402	1439e	1500	1517
Haymarket	a		1327t		1412		1531e
Edinburgh 10	a		1332t		1419		1537e

**All direct train services are highlighted
by the route-coloured background**

Special features

Period of operation

London Euston	d	1130	1016	1230	1116	1330	1240
Watford Junction	d	-	1031u	-	1131u	-	1231v
Milton Keynes Central	d	-	1052	-	1152	-	1319c
Rugby	d	-	1115	-	1215	-	-
Coventry	d	-	1127	-	1227	-	1336
Birmingham International	d	-	1138	-	1238	-	1346
Birmingham New Street 12	d	-	1207	-	1307	-	1407
Sandwell & Dudley	d	-	1217	-	1317	-	1417
Wolverhampton 7	d	-	1232	-	1332	-	1432
Stafford	d	-	1247	-	1347	-	1447
Crewe 10	d	-	1309	-	1410	-	1509
Warrington Bank Quay	d	1315	1327	1415	1428	1515	1527
Wigan North Western	d	1326	1338	1426	1439	1526	1538
Preston 8	a	1339	1351	1439	1452	1539	1551
Blackpool North	a	-	1424t	-	1516	-	1626t
Lancaster 6	a	1355	1408	1455	1518t	1555	1607
Oxenholme Lake District	a	1409	1434t	-	1532t	1609	1621
Penrith North Lakes	a	-	1445	1531	1558t	-	1647
Carlisle 8	a	1448	1501	1548	1614t	1648	1703
Lockerbie	a	-	1536e	-	1634t	-	1733e
Motherwell	a	1546s	1621e	-	-	-	1821e
Glasgow Central 13	a	1603	1639e	1701	-	1800	1839e
Haymarket	a	-	1612	-	1734t	-	1814
Edinburgh 10	a	-	1618	-	1740t	-	1821

Special features

Period of operation

London Euston	d	1430	1340	1530	1440	1630	1516
Watford Junction	d	-	1331v	-	1431v	-	1438v
Milton Keynes Central	d	-	1419c	-	1519c	-	1548
Rugby	d	-	-	-	-	-	1611
Coventry	d	-	1436	-	1536	-	1627
Birmingham International	d	-	1446	-	1546	-	1638
Birmingham New Street 12	d	-	1507	-	1607	-	1707
Sandwell & Dudley	d	-	1517	-	1617	-	1717
Wolverhampton 7	d	-	1532	-	1632	-	1732
Stafford	d	-	1547	-	1647	-	1747
Crewe 10	d	-	1609	-	1709	-	1809
Warrington Bank Quay	d	1615	1627	1715	1727	1815	1827
Wigan North Western	d	1626	1638	1726	1738	1826	1838
Preston 8	a	1639	1650	1739	1751	1839	1851
Blackpool North	a	-	1726t	-	1826t	-	1926t
Lancaster 6	a	1656	1707	1756	1809	1855	1907
Oxenholme Lake District	a	1711	1721	1810	1823	1909	1934t
Penrith North Lakes	a	1736	1747	-	1848	1935	1943
Carlisle 8	a	1753	1803	1849	1904	1951	2000
Lockerbie	a	1813	1831e	-	1934e	-	2036e
Motherwell	a	1900s	1904s	-	2021e	-	-
Glasgow Central 13	a	1917	1924	2001	2039e	2106	2112
Haymarket	a	-	1934e	-	2017	-	2133e
Edinburgh 10	a	-	1940e	-	2024	-	2138e

London and the West Midlands - North West and Scotland

Mondays to Fridays

Notes: see page 65

Special features

Period of operation	A						
London Euston	d	1703	1730	1640	1830	1740	1716
Watford Junction	d	-	-	1631v	-	-	1731u
Milton Keynes Central	d	-	-	1719c	-	-	1752
Rugby	d	-	-	-	-	-	1815
Coventry	d	-	-	1736	-	1836	1827
Birmingham International	d	-	-	1746	-	1846	1838
Birmingham New Street 12	d	-	-	1807	-	1907	1855
Sandwell & Dudley	d	-	-	1817	-	1917	-
Wolverhampton 7	d	-	-	1832	-	1932	1937
Stafford	d	1811c	-	1847	-	1947	1954
Crewe 10	d	1845	-	1909	-	2009	2040a
Warrington Bank Quay	d	1904	1914	1927	2015	2027	
Wigan North Western	d	1920	1925	1938	2026	2038	
Preston 8	a	1935	1939	1952	2039	2051	
Blackpool North	a	2000	-	2027t	-	2126t	
Lancaster 6	a	-	1956	2009	2055	2108	
Oxenholme Lake District	a	-	2010	2025	2110	2122	
Penrith North Lakes	a	-	2036	-	2135	2200t	
Carlisle 8	a	-	2052	2104	2151	2201	
Lockerbie	a	-	-	-	2210	2236e	
Motherwell	a	-	2150	-	2254	2259s	
Glasgow Central 13	a	-	2208	-	2313	2317	
Haymarket	a	-	-	2215	-	2336e	
Edinburgh 10	a	-	-	2221	-	2341e	

Special features

Period of operation			B	C	D	
London Euston	d	1840	1930	1940	2030	2110
Watford Junction	d	-	-	-	-	2125u
Milton Keynes Central	d	-	-	-	2015c	2124g
Rugby	d	-	-	-	-	2204
Coventry	d	1936	-	2036	-	-
Birmingham International	d	1946	-	2046	-	-
Birmingham New Street 12	d	2007	-	2107	-	-
Sandwell & Dudley	d	2017	-	2117	-	-
Wolverhampton 7	d	2036	-	2137	-	-
Stafford	d	2055	-	2156	2157	2240
Crewe 10	d	2116a	-	2233a	2219	2302
Warrington Bank Quay	d	-	2115	-	2237	2320
Wigan North Western	d	-	2126	-	2248	2332
Preston 8	a	-	2139	-	2300	2346
Blackpool North	a	-	2221t	-	2347t	0020t
Lancaster 6	a	-	2157	-	2328t	
Oxenholme Lake District	a	-	2211	-		
Penrith North Lakes	a	-	2236	-		
Carlisle 8	a	-	2253	-		
Lockerbie	a	-	-	-		
Motherwell	a	-	-	-		
Glasgow Central 13	a	-	0008	-		
Haymarket	a	-	-	-		
Edinburgh 10	a	-	-	-		

London and the West Midlands - North West and Scotland

Saturdays

Notes: see page 65

Special features

Period of operation

London Euston	d		0603		0730	0616	
Watford Junction	d		0618u		-	0631u	
Milton Keynes Central	d		0638		-	0652	
Rugby	d		0701		-	0715	
Coventry	d		-	0616h	-	0727	
Birmingham International	d		-	0635h	-	0738	
Birmingham New Street 12	d	0605	-	0707	-	0807	
Sandwell & Dudley	d	0617	-	0717	-	0817	
Wolverhampton 7	d	0515	0632	-	0732	-	0832
Stafford	d	0536	0648	0732	0747	-	0847
Crewe 10	d	0559	0709	0754	0808	-	0908
Warrington Bank Quay	d	0617	0727	0812	0826	0915	0927
Wigan North Western	d	0628	0738	0823	0837	0926	0938
Preston 8	a	0641	0751	0835	0850	0939	0951
Blackpool North	a	0726t	0827t	0909t	0924t	-	1024t
Lancaster 6	a	0658	0808	0852	0908	0955	1008
Oxenholme Lake District	a	0712	0822	0906	0927t	-	1022
Penrith North Lakes	a	0738	0856t	0931	0943	1031	1101t
Carlisle 8	a	0754	0900	0948	1001	1047	1100
Lockerbie	a	0813	0934e	-	1029e	-	1137e
Motherwell	a	-	1021e	-	1113e	-	1222e
Glasgow Central 13	a	0926	1039e	1059	1116	1201	1242e
Haymarket	a	0934e	1012		1131e		1212
Edinburgh 10	a	0940e	1018		1137e		1218

Special features

Period of operation

London Euston	d	0830	0716	0930	0840	1030	0940
Watford Junction	d	-	0731u	-	0831v	-	0931v
Milton Keynes Central	d	-	0752	-	0919c	-	1019v
Rugby	d	-	0815	-	0942c	-	1042c
Coventry	d	-	0827	-	0936	-	1036
Birmingham International	d	-	0838	-	0946	-	1046
Birmingham New Street 12	d	-	0907	-	1007	-	1107
Sandwell & Dudley	d	-	0917	-	1017	-	1117
Wolverhampton 7	d	-	0932	-	1032	-	1132
Stafford	d	-	0947	-	1047	-	1147
Crewe 10	d	-	1009	-	1109	-	1209
Warrington Bank Quay	d	1015	1027	1115	1127	1215	1227
Wigan North Western	d	1026	1038	1126	1138	1226	1238
Preston 8	a	1039	1052	1139	1151	1239	1251
Blackpool North	a	-	1115	-	1224t	-	1325t
Lancaster 6	a	1055		1155	1207	1255	1308
Oxenholme Lake District	a	1110		-	1221	-	1322
Penrith North Lakes	a	1136		1231	1258t	1331	1354t
Carlisle 8	a	1152		1247	1300	1347	1400
Lockerbie	a	1228e		-	1334e	-	1433e
Motherwell	a	1251s		-	1419e	-	1458
Glasgow Central 13	a	1308		1402	1439e	1500	1517
Haymarket	a	1327e			1413		1533e
Edinburgh 10	a	1333e			1420		1539e

London and the West Midlands - North West and Scotland

Saturdays

Notes: see page 65

Special features

Period of operation

London Euston	d	1130	1040	1230	1140	1330	1216
Watford Junction	d	-	1031v	-	1131v	-	1231u
Milton Keynes Central	d	-	1119c	-	1219c	-	1252
Rugby	d	-	1142c	-	1242c	-	1315
Coventry	d	-	1136	-	1236	-	1327
Birmingham International	d	-	1146	-	1246	-	1338
Birmingham New Street 12	d	-	1207	-	1307	-	1407
Sandwell & Dudley	d	-	1217	-	1317	-	1417
Wolverhampton 7	d	-	1232	-	1332	-	1432
Stafford	d	-	1247	-	1347	-	1447
Crewe 10	d	-	1309	-	1409	-	1509
Warrington Bank Quay	d	1315	1327	1415	1427	1515	1527
Wigan North Western	d	1326	1338	1426	1438	1526	1538
Preston 8	a	1339	1351	1439	1451	1539	1551
Blackpool North	a	-	1424t	-	1515	-	1626t
Lancaster 6	a	1355	1408	1455	1518t	1555	1607
Oxenholme Lake District	a	1409	1434t	1509	1532t	1609	1621
Penrith North Lakes	a	-	1445	-	1558t	-	1647
Carlisle 8	a	1448	1501	1548	1614t	1648	1703
Lockerbie	a	-	1536e	-	1634t	-	1733e
Motherwell	a	1546s	1621e	-	-	-	1820e
Glasgow Central 13	a	1603	1642e	1700	-	1800	1839e
Haymarket	a	-	1612	-	1732t	-	1815
Edinburgh 10	a	-	1618	-	1738t	-	1821

Special features

Period of operation

London Euston	d	1430	1316	1530	1416	1630	1516
Watford Junction	d	-	1331u	-	1431u	-	1531u
Milton Keynes Central	d	-	1352	-	1452	-	1552
Rugby	d	-	1415	-	1515	-	1615
Coventry	d	-	1427	-	1527	-	1627
Birmingham International	d	-	1438	-	1538	-	1638
Birmingham New Street 12	d	-	1507	-	1607	-	1707
Sandwell & Dudley	d	-	1517	-	1617	-	1717
Wolverhampton 7	d	-	1532	-	1632	-	1732
Stafford	d	-	1547	-	1647	-	1747
Crewe 10	d	-	1609	-	1709	-	1809
Warrington Bank Quay	d	1615	1627	1715	1727	1815	1827
Wigan North Western	d	1626	1638	1726	1738	1826	1838
Preston 8	a	1639	1651	1739	1752	1839	1851
Blackpool North	a	-	1726t	-	1826t	-	1926t
Lancaster 6	a	1656	1707	1756	1808	1855	1907
Oxenholme Lake District	a	1711	1721	1811	1822	1909	1922
Penrith North Lakes	a	1736	1747	-	1848	1935	1948
Carlisle 8	a	1752	1803	1850	1904	1951	2004
Lockerbie	a	-	1831e	-	1934e	-	2036e
Motherwell	a	1851s	-	-	2020e	-	2102s
Glasgow Central 13	a	1909	1917	2003	2038e	2104	2122
Haymarket	a	-	1933e	-	2016	-	2135e
Edinburgh 10	a	-	1938e	-	2022	-	2141e

**All direct train services are highlighted
by the route-coloured background**

Special features

Period of operation

London Euston	d	1730	1640	1830	1740	1928	1840
Watford Junction	d	-	1631v	-	1731v	-	1831v
Milton Keynes Central	d	-	1619c	-	1719c	-	1819c
Rugby	d	-	1742c	-	1842c	-	-
Coventry	d	-	1736	-	1836	-	1936
Birmingham International	d	-	1746	-	1846	-	1946
Birmingham New Street 12	d	-	1807	-	1907	-	2007
Sandwell & Dudley	d	-	1817	-	1917	-	2017
Wolverhampton 7	d	-	1832	-	1932	-	2032
Stafford	d	-	1847	-	1947	2032c	2047
Crewe 10	d	-	1909	-	2009	2104	2108a
Warrington Bank Quay	d	1915	1927	2015	2027	2126	
Wigan North Western	d	1926	1938	2026	2038	2137	
Preston 8	a	1939	1951	2039	2052	2155	
Blackpool North	a	-	2027t	-	2126t	2245t	
Lancaster 6	a	1955	2009	2055		2231y	
Oxenholme Lake District	a	2010	2023	2110			
Penrith North Lakes	a	2036	2049	2135			
Carlisle 8	a	2052	2105	2151			
Lockerbie	a	-	-	2210			
Motherwell	a	2151s	-	2254			
Glasgow Central 13	a	2208	-	2313			
Haymarket	a		2216				
Edinburgh 10	a		2222				

Special features

Period of operation

London Euston	d	1934	2031	E
Watford Junction	d	1931v	2046u	
Milton Keynes Central	d	1919c	2024c	
Rugby	d	-	2120c	
Coventry	d	2036	-	
Birmingham International	d	2046	-	
Birmingham New Street 12	d	2107	-	
Sandwell & Dudley	d	2117	-	
Wolverhampton 7	d	2132	-	
Stafford	d	2147	2152c	
Crewe 10	d	2205a	2234	
Warrington Bank Quay	d		2252	
Wigan North Western	d		2304	
Preston 8	a		2319	
Blackpool North	a		2353t	
Lancaster 6	a			
Oxenholme Lake District	a			
Penrith North Lakes	a			
Carlisle 8	a			
Lockerbie	a			
Motherwell	a			
Glasgow Central 13	a			
Haymarket	a			
Edinburgh 10	a			

London and the West Midlands - North West and Scotland

Sundays

Notes: see page 65

Special features

Period of operation

London Euston	d			0847	0748	0946	0850
Watford Junction	d			0844m	0803u	0945m	0906u
Milton Keynes Central	d			0934	0845	1035	0939
Rugby	d			1010u	0923	-	1015
Coventry	d			-	0934	-	1027
Birmingham International	d			-	0945	-	1038
Birmingham New Street	12d	0845	0907	-	1007	-	1107
Sandwell & Dudley	d	0839u	0917	-	1017	-	1117
Wolverhampton	7a	d	0904	0931	-	1032	-
Stafford	d	0919	0947	1025c	1050	1126c	1150
Crewe	10a	d	0939	1009	1058	1110	1158
Warrington Bank Quay	d	0956	1027	1116	1128	1216	1228
Wigan North Western	d	1008	1038	1127	1139	1227	1239
Preston	8a	a	1022	1052	1140	1153	1240
Blackpool North	a	1126t	1147t	1217t	1245t	1320t	1345t
Lancaster	6a	a	1056t	1109	1156	1210	1256
Oxenholme Lake District	a		1124	1211	1225	1310	1323
Penrith North Lakes	a		1149	1236	1300t	1336	1400t
Carlisle	8a	a	1206	1252	1303	1352	1401
Lockerbie	a		1233e	-	1336e	-	1436e
Motherwell	a		1305s	1350s	1423e	-	1459s
Glasgow Central	12a	a	1325	1410	1444e	1507	1518
Haymarket	a		1338e		1416		1533e
Edinburgh	10a	a	1343e		1422		1539e

Special features

Period of operation

London Euston	d	1046	0952	1229	1049	1329	1239
Watford Junction	d	1044m	1007u	-	1107u	-	1208v
Milton Keynes Central	d	1134	1040	-	1139	-	1319c
Rugby	d	1209	1115	-	1215	-	1342c
Coventry	d	-	1127	-	1227	-	1336
Birmingham International	d	-	1138	-	1238	-	1346
Birmingham New Street	12d	-	1207	-	1307	-	1407
Sandwell & Dudley	d	-	1217	-	1317	-	1417
Wolverhampton	7a	d	-	1232	-	1332	-
Stafford	d	1221c	1247	-	1347	-	1447
Crewe	10a	d	1257	1309	-	1408	-
Warrington Bank Quay	d	1315	1327	1415	1427	1516	1527
Wigan North Western	d	1326	1338	1426	1438	1527	1538
Preston	8a	a	1339	1351	1440	1451	1540
Blackpool North	a	-	1424t	-	1525t	-	1625t
Lancaster	6a	a	1355	1408	1456	1508	1556
Oxenholme Lake District	a	1409	1435t	1510	1523	1631t	1635t
Penrith North Lakes	a	1435	1444	-	1554t	1634	1645
Carlisle	8a	a	1451	1500	1549	1601	1650
Lockerbie	a	-	1536e	-	1630e	-	1737e
Motherwell	a	-	1623e	1647s	1659s	1748s	1823e
Glasgow Central	12a	a	1606	1643e	1707	1717	1806
Haymarket	a		1614		1736e		1812
Edinburgh	10a	a	1620		1742e		1820

All direct train services are highlighted
by the route-coloured background

Special features

Period of operation

London Euston	d	1429	1339	1500	1529	1439	1629
Watford Junction	d	-	1330v	-	-	1430v	-
Milton Keynes Central	d	-	1419c	-	-	1519c	-
Rugby	d	-	1442c	-	-	1542c	-
Coventry	d	-	1436	-	-	1536	-
Birmingham International	d	-	1446	-	-	1546	-
Birmingham New Street 12	d	-	1507	-	-	1607	-
Sandwell & Dudley	d	-	1517	-	-	1617	-
Wolverhampton 7	d	-	1532	-	-	1632	-
Stafford	d	-	1547	1624	-	1647	-
Crewe 10	d	-	1609	1646	-	1709	-
Warrington Bank Quay	d	1616	1627	1708	1715	1727	1815
Wigan North Western	d	1627	1638	1720	1726	1738	1826
Preston 8	a	1640	1651	1737	1740	1751	1839
Blackpool North	a	-	1725t	1800	-	1825t	1925t
Lancaster 6	a	1656	1711	1803t	1756	1808	1856
Oxenholme Lake District	a	1711	1726	-	1811	1823	1910
Penrith North Lakes	a	1737	1751	-	-	1849	1936
Carlisle 8	a	1753	1807	-	1850	1905	1952
Lockerbie	a	-	1826	-	-	1937e	-
Motherwell	a	1851s	1909s	-	1948s	2022e	-
Glasgow Central 13	a	1911	1928	-	2005	2040e	2105
Haymarket	a	-	1933e	-	-	2018	-
Edinburgh 10	a	-	1939e	-	-	2024	-

Special features

Period of operation

London Euston	d	1539	1729	1639	1829	1739	1839
Watford Junction	d	1530v	-	1630v	-	1730v	1830v
Milton Keynes Central	d	1619c	-	1719c	-	1819c	-
Rugby	d	1642c	-	1742c	-	1842c	-
Coventry	d	1636	-	1736	-	1836	1936
Birmingham International	d	1646	-	1746	-	1846	1946
Birmingham New Street 12	d	1707	-	1807	-	1907	2007
Sandwell & Dudley	d	1717	-	1817	-	1917	2017
Wolverhampton 7	d	1732	-	1832	-	1932	2032
Stafford	d	1747	-	1847	-	1947	2047
Crewe 10	d	1809	-	1909	-	2009	2107a
Warrington Bank Quay	d	1827	1915	1927	2015	2027	-
Wigan North Western	d	1838	1926	1938	2026	2038	-
Preston 8	a	1851	1940	1951	2039	2052	-
Blackpool North	a	1945t	-	2025t	2122t	2143t	-
Lancaster 6	a	1908	1956	2008	2055	2124t	-
Oxenholme Lake District	a	1928t	2010	2023	2109	2138t	-
Penrith North Lakes	a	1944	2036	2049	2135	2203t	-
Carlisle 8	a	2000	2052	2105	2151	2220t	-
Lockerbie	a	2029e	-	-	-	2240t	-
Motherwell	a	2100s	-	-	2251s	-	-
Glasgow Central 13	a	2118	2205	-	2308	-	-
Haymarket	a	2133e	-	2221	-	2344t	-
Edinburgh 10	a	2139e	-	2226	-	2349t	-

London and the West Midlands - North West and Scotland

Sundays

Notes: see page 65

Special features

Period of operation

London Euston	d	1929	2028	1939	2053
Watford Junction	d	-	-	1930v	2054m
Milton Keynes Central	d	-	2015c	-	2139
Rugby	d	-	1942c	-	2203
Coventry	d	-	-	2036	-
Birmingham International	d	-	-	2046	-
Birmingham New Street 12	d	-	-	2107	-
Sandwell & Dudley	d	-	-	2117	-
Wolverhampton 7	d	-	-	2132	-
Stafford	d	-	2111c	2147	2211c
Crewe 10	d	-	2203	2207a	2250
Warrington Bank Quay	d	2115	2221		2308
Wigan North Western	d	2126	2232		2319
Preston 8	a	2139	2245		2335
Blackpool North	a	2225t	2329t		0008t
Lancaster 6	a	2155			
Oxenholme Lake District	a	2209			
Penrith North Lakes	a	2235			
Carlisle 8	a	2251			
Lockerbie	a	-			
Motherwell	a	-			
Glasgow Central 13	a	0005			
Haymarket	a				
Edinburgh 10	a				

Notes

- a Arrival time
- c Change at Crewe
- d Departure time
- e Change at Carlisle
- g Change at Rugby
- h Change at Birmingham New Street
- m Change at Milton Keynes Central
- r Change at Lancaster
- s Stops to set down only
- t Change at Preston
- u Stops to pick up only
- v Change at Coventry
- w Change at Wolverhampton
- y Change at Preston; arrives 2320 by Rail Replacement Coach from 4 January to 8 February

Period of operation and notes

- A Also calls Stoke-on-Trent 2014
- B Also calls Stoke-on-Trent 2213
- C Also calls Tamworth 2135 and Lichfield Trent Valley 2143
- D Also calls Nuneaton 2216
- E Also calls Tamworth 2157 and Lichfield Trent Valley 2204

MAJOR IMPROVEMENT WORKS will take place at weekends and extended bank holiday weekends throughout the validity of this timetable. The basic services for Saturdays and Sundays are shown, but these may be subject to alteration.

Customers should reconfirm their train times shortly before travelling.

Scotland and North West - the West Midlands and London

Mondays to Fridays

Notes: see page 76

Special features					
Period of operation					
	MX	A			
Edinburgh 10	d				
Haymarket	d				
Glasgow Central 15	d				0428
Motherwell	d				-
Lockerbie	d				-
Carlisle 6	d				0543
Penrith North Lakes	d				0559
Oxenholme Lake District	d				0623
Lancaster 6	d	0513			0638
Blackpool North	d	0459t	0535		0622t
Preston 8	d	0533	0600		0658
Wigan North Western	d	0546	0612		0712
Warrington Bank Quay	d	0557	0624		0723
Crewe 10	a	-	0640d	0645	0704d
Stafford	a	-	0657	0713	-
Wolverhampton 7	a	-	0713	-	0735
Sandwell & Dudley	a	-	0724	-	0802w
Birmingham New Street 12a	a	-	0737	-	0800
Birmingham International	a	-	0756	-	-
Coventry	a	-	0808	-	-
Rugby	a	-	-	0826f	-
Milton Keynes Central	a	0027d	0724	-	0849c
Watford Junction	a	0056s	0815m	-	-
London Euston	a	0117	0800	0906	0835
					0912

Special features					
Period of operation					
Edinburgh 10	d			0612e	0652
Haymarket	d			0617e	0657
Glasgow Central 15	d		0533	0548	0629
Motherwell	d		0548u	0604	0645
Lockerbie	d		0550e	-	0726
Carlisle 6	d		0647	0703	0746
Penrith North Lakes	d		0702	0719	0801
Oxenholme Lake District	d	0628t	0726	0743	0825
Lancaster 6	d	0700	0741	0758	0840
Blackpool North	d	-	0721t	-	0823t
Preston 8	d	0718	0801	0817	0901
Wigan North Western	d	0731	0814	0831	0914
Warrington Bank Quay	d	0742	0825	0842	0925
Crewe 10	a	0800	-	0900	-
Stafford	a	0724d	0822	-	0922
Wolverhampton 7	a	0740	0841	-	0941
Sandwell & Dudley	a	0752	0855	-	0955
Birmingham New Street 12a	a	0804	0906	-	1006
Birmingham International	a	0826	0931	-	1026
Coventry	a	0838	0944	-	1038
Rugby	a	-	0955	-	1026c
Milton Keynes Central	a	-	1015	-	1026c
Watford Junction	a	0938v	1038s	-	1138v
London Euston	a	0938	1054	1012	1138
				1112	1238

**All direct train services are highlighted
by the route-coloured background**

Special features

Period of operation

Edinburgh 10	d			0812e	0852		
Haymarket	d			0816e	0858		
Glasgow Central 15	d	0736	0800	0838	-	0936	
Motherwell	d	0752	-	-	-	0952u	
Lockerbie	d	0812e	-	0910e	-	1010e	
Carlisle 6	d	0849	0910	0948	1006	1050	
Penrith North Lakes	d	0850t	-	1003	-	1050t	
Oxenholme Lake District	d	0925	-	1011t	1042	1126	
Lancaster 6	d	0940	0958	1039	1057	1141	1149t
Blackpool North	d	0925t	-	1025t	-	1124t	1151
Preston 8	d	1001	1018	1100	1118	1200	1218
Wigan North Western	d	1014	1031	1113	1131	1213	1231
Warrington Bank Quay	d	1025	1042	1124	1142	1224	1242
Crewe 10	a	-	1100	-	1200	-	1300
Stafford	a	-	1122	-	1222	-	1323
Wolverhampton 7	a	-	1141	-	1241	-	1341
Sandwell & Dudley	a	-	1155	-	1255	-	1354
Birmingham New Street 12a	a	-	1206	-	1306	-	1406
Birmingham International	a	-	1231	-	1331	-	1426
Coventry	a	-	1244	-	1344	-	1438
Rugby	a	-	1255	-	1355	-	1426c
Milton Keynes Central	a	-	1315	-	1415	-	1426c
Watford Junction	a	-	1338s	-	1438s	-	1538v
London Euston	a	1213	1354	1312	1454	1412	1540

Special features

Period of operation

Edinburgh 10	d	1011e	1052			1212e	1252
Haymarket	d	1017e	1058			1217e	1258
Glasgow Central 15	d	1038	-	1136	1156	1240	-
Motherwell	d	-	-	1151u	1213u	1221e	-
Lockerbie	d	1110e	-	1209e	-	1310e	-
Carlisle 6	d	1148	1206	1249	1312	1349	1407
Penrith North Lakes	d	1148t	1222	1305	-	1349t	1422
Oxenholme Lake District	d	1224	-	1312t	1329t	1425	-
Lancaster 6	d	1239	1257	1340	1359	1440	1458
Blackpool North	d	1225t	-	1326t	-	1425t	-
Preston 8	d	1301	1318	1401	1418	1501	1518
Wigan North Western	d	1314	1331	1414	1431	1514	1531
Warrington Bank Quay	d	1325	1342	1425	1442	1525	1542
Crewe 10	a	-	1400	-	1500	-	1600
Stafford	a	-	1422	-	1522	-	1622
Wolverhampton 7	a	-	1441	-	1541	-	1642
Sandwell & Dudley	a	-	1455	-	1555	-	1655
Birmingham New Street 12a	a	-	1506	-	1606	-	1706
Birmingham International	a	-	1526	-	1626	-	1731
Coventry	a	-	1538	-	1638	-	1744
Rugby	a	-	1526c	-	1626c	-	1755
Milton Keynes Central	a	-	1526c	-	1626c	-	1815
Watford Junction	a	-	1638v	-	1738v	-	1838s
London Euston	a	1512	1640	1614	1738	1712	1854

Scotland and North West - the West Midlands and London

Mondays to Fridays

Notes: see page 76

Special features

Period of operation

Edinburgh 10	d		1412e	1452		
Haymarket	d		1417e	1457		
Glasgow Central 15	d	1335	1434	-	1538	1557
Motherwell	d	1350u	1450u	-	1524e	1614u
Lockerbie	d	1409e	1511e	-	1609e	-
Carlisle 6	d	1449	1547	1607	1648	1711
Penrith North Lakes	d	1449t	1549t	1623	1703	-
Oxenholme Lake District	d	1525	1624	1627t	1712t	1747
Lancaster 6	d	1540	1548t	1639	1659	1739
Blackpool North	d	1523t	1551	1622t	-	1722t
Preston 8	d	1601	1618	1701	1718	1759
Wigan North Western	d	1614	1631	1714	1731	1814
Warrington Bank Quay	d	1625	1642	1725	1742	1825
Crewe 10	a	-	1700	-	1800	-
Stafford	a	-	1722	-	1823	-
Wolverhampton 7	a	-	1741	-	1841	-
Sandwell & Dudley	a	-	1755	-	1855	-
Birmingham New Street 12a	a	-	1806	-	1907	-
Birmingham International	a	-	1826	-	1931	-
Coventry	a	-	1838	-	1944	-
Rugby	a	-	1826c	-	1955	-
Milton Keynes Central	a	-	1826c	-	2015	-
Watford Junction	a	-	1938v	-	2038s	-
London Euston	a	1813	1938	1912	2055	2012

Special features

Period of operation

Edinburgh 10	d	1611e	1652		1812e	1852
Haymarket	d	1617e	1657		1817e	1857
Glasgow Central 15	d	1640	-	1730	1840	-
Motherwell	d	1655	-	1725e	-	-
Lockerbie	d	1717e	-	1825	1911e	-
Carlisle 6	d	1752	1808	1847	1949	2007
Penrith North Lakes	d	1808	-	1902	1949t	-
Oxenholme Lake District	d	1832	1844	1926	2025	2043
Lancaster 6	d	1847	1859	1941	2040	2058
Blackpool North	d	1822t	-	1922t	2022t	-
Preston 8	d	1907	1918	2001	2059	2118
Wigan North Western	d	1920	1931	2014	2112	2131
Warrington Bank Quay	d	1931	1942	2025	2123	2142
Crewe 10	a	-	2000	2044	-	2104d
Stafford	a	-	2022	-	-	2123
Wolverhampton 7	a	-	2038	-	-	2141
Sandwell & Dudley	a	-	2055	-	-	2154
Birmingham New Street 12a	a	-	2106	-	-	2205
Birmingham International	a	-	2120	-	-	2226
Coventry	a	-	2132	-	-	2239
Rugby	a	-	2126c	2131	2223	2250
Milton Keynes Central	a	2046	2201	2152	2246s	2323
Watford Junction	a	2133m	2227s	2227m	2318s	2355s
London Euston	a	2120	2246	2227	2340	0019

*All direct train services are highlighted
by the route-coloured background*

Special features

Period of operation

Edinburgh ¹⁰	d
Haymarket	d
Glasgow Central ¹⁵	d 2006
Motherwell	d 2021
Lockerbie	d 2103
Carlisle ⁸	d 2125
Penrith North Lakes	d 2141
Oxenholme Lake District	d 2205
Lancaster ⁶	d 2220
Blackpool North	d 2202t
Preston ⁸	d 2239
Wigan North Western	d 2252
Warrington Bank Quay	d 2304
Crewe ¹⁰	a 2327
Stafford	a
Wolverhampton ⁷	a
Sandwell & Dudley	a
Birmingham New Street ^{12a}	a
Birmingham International	a
Coventry	a
Rugby	a
Milton Keynes Central	a
Watford Junction	a
London Euston	a

Scotland and North West - the West Midlands and London

Saturdays

Notes: see page 76

Special features

Period of operation	C					
Edinburgh 10	d					
Haymarket	d					
Glasgow Central 15	d			0426		
Motherwell	d			-		
Lockerbie	d			-		
Carlisle 6	d			0545		
Penrith North Lakes	d			0600		
Oxenholme Lake District	d			0624	0629t	
Lancaster 6	d	0513		0550t	0640	0658
Blackpool North	d	0459t		0522t	0622t	-
Preston 8	d	0532		0618	0700	0718
Wigan North Western	d	0546		0631	0713	0731
Warrington Bank Quay	d	0557		0642	0724	0742
Crewe 10	a	-	0640d	0700	-	0800
Stafford	a	-	0658	0722	-	0822
Wolverhampton 7	a	-	0713	0738	-	0838
Sandwell & Dudley	a	-	0724	0750	-	0855
Birmingham New Street 12a	a	-	0735	0804	-	0906
Birmingham International	a	-	0756	0826	-	0926
Coventry	a	-	0808	0838	-	0938
Rugby	a	-	-	0826c	-	0926c
Milton Keynes Central	a	0027d	0725	-	0826c	-
Watford Junction	a	0056s	0814m	-	0938v	-
London Euston	a	0117	0800	0906	0938	0914 1038

Special features

Period of operation						
Edinburgh 10	d			0613e	0652	
Haymarket	d			0618e	0657	
Glasgow Central 15	d	0533	0548	0629	-	0735 0800
Motherwell	d	0548u	0604	0645	-	0752 -
Lockerbie	d	0554e	-	0726	-	0810e -
Carlisle 6	d	0647	0703	0746	0804	0849 0910
Penrith North Lakes	d	0702	0719	0801	0819	0850t -
Oxenholme Lake District	d	0726	0743	0825	0843	0926 -
Lancaster 6	d	0741	0758	0840	0858	0941 0958
Blackpool North	d	0721t	-	0823t	-	0925t -
Preston 8	d	0801	0817	0901	0918	1001 1018
Wigan North Western	d	0814	0831	0914	0931	1014 1031
Warrington Bank Quay	d	0825	0842	0925	0942	1025 1042
Crewe 10	a	-	0900	-	1000	- 1101
Stafford	a	-	0922	-	1022	- 1122
Wolverhampton 7	a	-	0941	-	1041	- 1141
Sandwell & Dudley	a	-	0955	-	1055	- 1155
Birmingham New Street 12a	a	-	1006	-	1106	- 1206
Birmingham International	a	-	1026	-	1126	- 1226
Coventry	a	-	1038	-	1138	- 1238
Rugby	a	-	1026c	-	1126c	- 1226c
Milton Keynes Central	a	-	1026c	-	1126c	- 1226c
Watford Junction	a	-	1138v	-	1238v	- 1338v
London Euston	a	1012	1138	1112	1238	1212 1338

**All direct train services are highlighted
by the route-coloured background**

Special features

Period of operation

Edinburgh 10	d	0810e	0852			1011e	1052
Haymarket	d	0816e	0858			1017e	1058
Glasgow Central 15	d	0838	-	0937		1040	-
Motherwell	d	0826e	-	0952u		-	-
Lockerbie	d	0915e	-	1010e		1110e	-
Carlisle 6	d	0948	1006	1050		1149	1205
Penrith North Lakes	d	1003	-	1048t		1148t	1221
Oxenholme Lake District	d	1017t	1042	1126		1225	-
Lancaster 6	d	1039	1057	1141	1149t	1240	1256
Blackpool North	d	1025t	-	1124t	1151	1225t	-
Preston 8	d	1101	1118	1201	1218	1300	1318
Wigan North Western	d	1114	1131	1214	1231	1313	1331
Warrington Bank Quay	d	1125	1142	1225	1242	1324	1342
Crewe 10	a	-	1200	-	1300	-	1401
Stafford	a	-	1222	-	1323	-	1423
Wolverhampton 7	a	-	1241	-	1341	-	1441
Sandwell & Dudley	a	-	1255	-	1355	-	1455
Birmingham New Street 12a	a	-	1306	-	1406	-	1506
Birmingham International	a	-	1326	-	1431	-	1531
Coventry	a	-	1338	-	1444	-	1544
Rugby	a	-	1326c	-	1455	-	1555
Milton Keynes Central	a	-	1326c	-	1516	-	1615
Watford Junction	a	-	1438v	-	1539s	-	1638s
London Euston	a	1312	1438	1412	1554	1512	1654

Special features

Period of operation

Edinburgh 10	d			1211e	1252		
Haymarket	d			1216e	1257		
Glasgow Central 15	d	1136	1156	1240	-	1335	
Motherwell	d	1151u	1213u	-	-	1352u	
Lockerbie	d	1210e	-	1311e	-	1409e	
Carlisle 6	d	1249	1312	1349	1406	1449	
Penrith North Lakes	d	1305	-	1349t	1422	1448t	
Oxenholme Lake District	d	1312t	1329t	1425	-	1525	
Lancaster 6	d	1340	1359	1440	1458	1540	1550t
Blackpool North	d	1326t	-	1425t	-	1523t	1551
Preston 8	d	1401	1418	1501	1518	1601	1618
Wigan North Western	d	1414	1431	1514	1531	1614	1631
Warrington Bank Quay	d	1425	1442	1525	1542	1625	1642
Crewe 10	a	-	1500	-	1600	-	1700
Stafford	a	-	1522	-	1622	-	1722
Wolverhampton 7	a	-	1541	-	1641	-	1741
Sandwell & Dudley	a	-	1555	-	1655	-	1755
Birmingham New Street 12a	a	-	1606	-	1706	-	1806
Birmingham International	a	-	1631	-	1731	-	1826
Coventry	a	-	1644	-	1744	-	1838
Rugby	a	-	1655	-	1755	-	1826c
Milton Keynes Central	a	-	1715	-	1815	-	1826c
Watford Junction	a	-	1738s	-	1838s	-	1938v
London Euston	a	1612	1754	1712	1854	1812	1936

Scotland and North West - the West Midlands and London

Saturdays

Notes: see page 76

Special features

Period of operation

Edinburgh 10	d	1408e	1452		1611e	1652
Haymarket	d	1413e	1457		1615e	1657
Glasgow Central 15	d	1434	-	1538	1557	1640
Motherwell	d	1450u	-	1524e	1613u	1655
Lockerbie	d	1509e	-	1610e	-	1716e
Carlisle 13	d	1547	1604	1648	1710	1752
Penrith North Lakes	d	1549t	1620	1703	-	1808
Oxenholme Lake District	d	1624	1644	1712t	1746	1832
Lancaster 6	d	1639	1659	1739	1750t	1847
Blackpool North	d	1622t	-	1722t	-	1822t
Preston 13	d	1701	1718	1801	1818	1906
Wigan North Western	d	1714	1731	1814	1831	1919
Warrington Bank Quay	d	1725	1742	1825	1842	1930
Crewe 10	a	-	1800	-	1900	-
Stafford	a	-	1822	-	1922	-
Wolverhampton 7	a	-	1842	-	1941	-
Sandwell & Dudley	a	-	1855	-	1955	-
Birmingham New Street 12a	a	-	1906	-	2006	-
Birmingham International	a	-	1930	-	2030	-
Coventry	a	-	1943	-	2043	-
Rugby	a	-	1954	-	2054	-
Milton Keynes Central	a	-	2017	1942	2117	2051
Watford Junction	a	-	2046s	2019m	2150s	2119s
London Euston	a	1912	2108	2029	2214	2140

Special features

Period of operation

Edinburgh 10	d		1811e	1852	
Haymarket	d		1816e	1857	
Glasgow Central 15	d	1730	1840	-	
Motherwell	d	1725e	-	-	
Lockerbie	d	1825	1911e	-	
Carlisle 13	d	1846	1949	2004	
Penrith North Lakes	d	1901	2004	2020	
Oxenholme Lake District	d	1925	2028	2044	
Lancaster 6	d	1940	2043	2059	
Blackpool North	d	1922t	2022t	-	
Preston 13	d	2000	2105	2118	
Wigan North Western	d	2013	2118	2131	
Warrington Bank Quay	d	2024	2129	2142	
Crewe 10	a	2042	2148	2200	
Stafford	a	2101	2208	2222	
Wolverhampton 7	a	-	2223	2240	
Sandwell & Dudley	a	-	2237	2255	
Birmingham New Street 12a	a	-	2248	2305	
Birmingham International	a	-	-	2325h	
Coventry	a	-	-	2344h	
Rugby	a	2133			
Milton Keynes Central	a	2156			
Watford Junction	a	2228s			
London Euston	a	2254			

Scotland and North West - the West Midlands and London

Sundays

Notes: see page 76

Special features

Period of operation

G

Edinburgh 10	d					
Haymarket	d					
Glasgow Central 15	d					
Motherwell	d					
Lockerbie	d					
Carlisle 6	d					
Penrith North Lakes	d					
Oxenholme Lake District	d					
Lancaster 6	d			0945y		1051t
Blackpool North	d	0755t		0918t	0936t	1022t
Preston 8	d	0859		1001	1017	1057
Wigan North Western	d	0912		1014	1030	1110
Warrington Bank Quay	d	0923		1025	1042	1121
Crewe 10	a	0941	1021d	1043	1100	1140
Stafford	a	1010c	1038	-	1131c	1209c
Wolverhampton 7	a	-	1054	-	1134	-
Sandwell & Dudley	a	-	1111	-	1155w	-
Birmingham New Street 12a	a	-	1121	-	1203	-
Birmingham International	a	-	1135	-	1231h	-
Coventry	a	-	1147	-	1244h	-
Rugby	a	1030	1158	1134	1226c	-
Milton Keynes Central	a	1106	1221	1209	1248c	-
Watford Junction	a	1143s	1334m	1306m	-	1439v
London Euston	a	1209	1256	1246		1318

Special features

Period of operation

Edinburgh 10	d			1013e	1051	
Haymarket	d			1018e	1056	
Glasgow Central 15	d	0934	0946	1034	-	1135
Motherwell	d	0952u	1003u	1050u	-	1152u
Lockerbie	d	1022e	-	1117e	-	1210e
Carlisle 6	d	1050	1102	1147	1207	1250
Penrith North Lakes	d	1105	1118	1203	-	1305
Oxenholme Lake District	d	1129	1142	1227	1243	1312t
Lancaster 6	d	1144	1157	1242	1258	1341
Blackpool North	d	1117t	1137t	1217t	1236t	1318t
Preston 8	d	1203	1218	1301	1318	1401
Wigan North Western	d	1216	1231	1314	1331	1414
Warrington Bank Quay	d	1227	1242	1325	1342	1425
Crewe 10	a	-	1300	-	1400	-
Stafford	a	-	1322	-	1422	-
Wolverhampton 7	a	-	1338	-	1438	-
Sandwell & Dudley	a	-	1355	-	1455	-
Birmingham New Street 12a	a	-	1406	-	1506	-
Birmingham International	a	-	1431	-	1526	-
Coventry	a	-	1444	-	1538	-
Rugby	a	-	1455	-	1526c	-
Milton Keynes Central	a	-	1515	-	1526c	-
Watford Junction	a	-	1539s	-	1639v	-
London Euston	a	1418	1556	1518	1639	1618

Scotland and North West - the West Midlands and London

Sundays

Notes: see page 76

Special features

Period of operation

Edinburgh 10	d	1212e	1251			1412e	1451
Haymarket	d	1217e	1256			1417e	1456
Glasgow Central 15	d	1235	-	1335	1355	1434	-
Motherwell	d	1252u	-	1352u	-	1451u	-
Lockerbie	d	1310e	-	1414e	-	1510e	-
Carlisle 6	d	1350	1406	1449	1507	1548	1603
Penrith North Lakes	d	1348t	1421	1451t	1523	1603	1619
Oxenholme Lake District	d	1426	-	1525	-	1627	1643
Lancaster 6	d	1441	1458	1540	1558	1642	1658
Blackpool North	d	1418t	1436t	1518t	1536t	1616t	1636t
Preston 8	d	1501	1518	1601	1618	1701	1718
Wigan North Western	d	1515	1531	1614	1631	1714	1731
Warrington Bank Quay	d	1526	1542	1625	1642	1725	1742
Crewe 10	a	-	1600	-	1700	-	1800
Stafford	a	-	1622	-	1722	-	1823
Wolverhampton 7	a	-	1638	-	1738	-	1838
Sandwell & Dudley	a	-	1655	-	1755	-	1855
Birmingham New Street 12a	a	-	1706	-	1806	-	1906
Birmingham International	a	-	1726	-	1826	-	1931
Coventry	a	-	1738	-	1838	-	1944
Rugby	a	-	1726c	-	1826c	-	1955
Milton Keynes Central	a	-	1726c	-	1826c	1842	2015
Watford Junction	a	-	1839v	-	-	1934m	2039s
London Euston	a	1718	1839	1818	1939	1918	2054

Special features

Period of operation

			E				
Edinburgh 10	d				1614e	1651	
Haymarket	d				1618e	1656	
Glasgow Central 15	d	1535	1555		1638	-	1734
Motherwell	d	1551u	1612u		1654u	-	1750u
Lockerbie	d	1609e	-		1712e	-	1831
Carlisle 6	d	1648	1710		1751	1807	1851
Penrith North Lakes	d	1650t	1726		1806	-	1906
Oxenholme Lake District	d	1724	-		1830	1843	1930
Lancaster 6	d	1739	1748t		1845	1858	1945
Blackpool North	d	1718t	1736t	1822	-	1837t	1918t
Preston 8	d	1801	1817	1849	1904	1918	2004
Wigan North Western	d	1814	1831		1917	1931	2017
Warrington Bank Quay	d	1825	1842		1928	1942	2028
Crewe 10	a	-	1900		-	2000	2047
Stafford	a	-	1922		-	2022	2131c
Wolverhampton 7	a	-	1938		-	2038	-
Sandwell & Dudley	a	-	1955		-	2055	-
Birmingham New Street 12a	a	-	2006		-	2105	-
Birmingham International	a	-	2030		-	2130	-
Coventry	a	-	2043		-	2143	-
Rugby	a	-	2054		-	2154	2225c
Milton Keynes Central	a	-	2119		2043	2229	2152
Watford Junction	a	-	2149s		2149m	2302s	2229s
London Euston	a	2018	2207		2131	2322	2252

*All direct train services are highlighted
by the route-coloured background*

Special features

Period of operation	D		
Edinburgh ¹⁰	d	1813e	1851
Haymarket	d	1819e	1857
Glasgow Central ¹⁵	d	1834	- 2008
Motherwell	d	1850u	- 2023u
Lockerbie	d	1912e	- 2104
Carlisle ⁸	d	1948	2007 2125
Penrith North Lakes	d	1950t	2022 2141
Oxenholme Lake District	d	2024	- 2205
Lancaster ⁶	d	2039	2058 2220
Blackpool North	d	2018t	2037t 2203t
Preston ⁸	d	2059	2118 2241
Wigan North Western	d	2113	2131 2254
Warrington Bank Quay	d	2124	2142 2305
Crewe ¹⁰	a	2147	2200 2325
Stafford	a	2212	2238c
Wolverhampton ⁷	a	2229	2236
Sandwell & Dudley	a	2242	2318w
Birmingham New Street ^{12a}		2252	2257
Birmingham International	a	2311	2333h
Coventry	a	2322	2353h
Rugby	a	2334	
Milton Keynes Central	a	0015s	
Watford Junction	a	0045s	
London Euston	a	0104	

Notes

- a Arrival time
- c Change at Crewe
- d Departure time
- e Change at Carlisle
- f Change at Stafford
- h Change at Birmingham New Street
- m Change at Milton Keynes Central
- s Stops to set down only
- t Change at Preston
- u Stops to pick up only
- v Change at Coventry
- w Change at Wolverhampton
- y Until 29 December and from 16 February; change at Preston

Period of operation and notes

- A Also calls Lichfield Trent Valley 0639 and Tamworth 0646
- B Also calls Northampton 0007 to set down only
- C Also calls Lichfield Trent Valley 0640 and Tamworth 0647
- D Also calls Northampton 2356 to set down only
- E Also calls Poulton-le-Fylde 1828 and Kirkham & Wesham 1838
- G From Liverpool Lime Street 0943 and Runcorn 1000
- MX Monday excepted


MAJOR IMPROVEMENT WORKS will take place at weekends and extended bank holiday weekends throughout the validity of this timetable. The basic services for Saturdays and Sundays are shown, but these may be subject to alteration.

Customers should reconfirm their train times shortly before travelling.

Summary of services



London Euston - Crewe (Includes London NorthWestern services)



Summary of train services London - Crewe

(also showing London NorthWestern Trent Valley line services)

Mondays to Fridays

Notes: see page 94

Special features	Period of operation		LNW			
	MO	MX				
London Euston	d					
Watford Junction	d					
Milton Keynes Central	d	0014 0029				
Northampton	d	- -	0520			
Rugby	d	0049a 0058a	0543			
Nuneaton	d		0555			
Tamworth	d		0610			
Lichfield Trent Valley	d		0616			
Stafford	d		0531	0604	0633	0648
Crewe	a		0554	0623	0654	0707

Special features	Period of operation		LNW			
London Euston	d	0531		0610	0616	0629
Watford Junction	d	0548u		-	0631u	-
Milton Keynes Central	d	0617		0642	0652	0700
Northampton	d	- 0601		-	-	-
Rugby	d	0639 0624		-	0715	-
Nuneaton	d	- 0637		0710a	-	-
Tamworth	d	- 0653			-	-
Lichfield Trent Valley	d	- 0659			-	-
Stafford	d	- 0717	0747		0847	0750
Crewe	a	0723 0740	0805		0907	0808

Special features	Period of operation		LNW			
London Euston	d	0636 0643	0646	0713	0716	0733
Watford Junction	d	0651u	-	0701u	-	0731u
Milton Keynes Central	d	0712 0716	0720a	-	0752	-
Northampton	d	- -			-	-
Rugby	d	- 0739			-	0815
Nuneaton	d	- 0754		0808a	-	-
Tamworth	d	- 0808			-	-
Lichfield Trent Valley	d	- 0814			-	-
Stafford	d	0805 0832			0947	0850
Crewe	a	0823 0851			1006	0908

Special features	Period of operation		LNW			
London Euston	d	0743 0746	0753	0813	0816	0833
Watford Junction	d	- -	-	-	0831u	-
Milton Keynes Central	d	0815 0819	0823a	-	0852	-
Northampton	d	- -			-	-
Rugby	d	- 0842			-	0914a
Nuneaton	d	- 0857		0909a	-	-
Tamworth	d	- 0911			-	-
Lichfield Trent Valley	d	- 0918			-	-
Stafford	d	- 0935				0950
Crewe	a	0923 0954				1009

**All direct train services are highlighted
by the route-coloured background**

Special features

Period of operation

LNW

London Euston	d	0840	0843	0846	0853	0900	0913
Watford Junction	d	-	-	-	-	-	-
Milton Keynes Central	d	-	0915	0919	0924	-	-
Northampton	d	-	-	-	-	-	-
Rugby	d	-	-	0942	0945a	-	-
Nuneaton	d	-	-	0957	-	-	1009a
Tamworth	d	-	-	1011	-	-	-
Lichfield Trent Valley	d	-	-	1018	-	-	-
Stafford	d	1047	-	1035	-	1024	-
Crewe	a	1107	1024	1054	-	1042	-

Special features

Period of operation

LNW

London Euston	d	0916	0933	0940	0943	0946	0953
Watford Junction	d	0931u	-	-	-	-	-
Milton Keynes Central	d	0952	-	-	1015	1019	1024
Northampton	d	-	-	-	-	-	-
Rugby	d	1014a	-	-	-	1042	1045a
Nuneaton	d	-	-	-	-	1057	-
Tamworth	d	-	-	-	-	1111	-
Lichfield Trent Valley	d	-	-	-	-	1118	-
Stafford	d	-	1050	1147	-	1135	-
Crewe	a	-	1108	1207	1124	1154	-

Special features

Period of operation

LNW

London Euston	d	1000	1013	1016	1033	1043	1046
Watford Junction	d	-	-	1031u	-	-	-
Milton Keynes Central	d	-	-	1052	-	1115	1119
Northampton	d	-	-	-	-	-	-
Rugby	d	-	-	1115	-	-	1142
Nuneaton	d	-	1109a	-	-	-	1157
Tamworth	d	-	-	-	-	-	1211
Lichfield Trent Valley	d	-	-	-	-	-	1218
Stafford	d	1124	-	1247	1150	-	1235
Crewe	a	1142	-	1307	1208	1224	1254

Special features

Period of operation

London Euston	d	1053	1100	1113	1116	1133	1143
Watford Junction	d	-	-	-	1131u	-	-
Milton Keynes Central	d	1124	-	-	1152	-	1215
Northampton	d	-	-	-	-	-	-
Rugby	d	1145a	-	-	1215	-	-
Nuneaton	d	-	-	1209a	-	-	-
Tamworth	d	-	-	-	-	-	-
Lichfield Trent Valley	d	-	-	-	-	-	-
Stafford	d	-	1224	-	1347	1250	-
Crewe	a	-	1242	-	1408	1308	1324

Summary of train services London - Crewe

(also showing London NorthWestern Trent Valley line services)

Mondays to Fridays

Notes: see page 94

Special features

Period of operation	LNW					
London Euston	d 1146	1153	1200	1213	1216	1233
Watford Junction	d -	-	-	-	1231u	-
Milton Keynes Central	d 1219	1224	-	-	1252	-
Northampton	d -	-	-	-	-	-
Rugby	d 1242	1245a	-	-	1314a	-
Nuneaton	d 1257	-	-	1309a	-	-
Tamworth	d 1311	-	-	-	-	-
Lichfield Trent Valley	d 1318	-	-	-	-	-
Stafford	d 1335	-	1324	-	-	1350
Crewe	a 1354	-	1342	-	-	1408

Special features

Period of operation	LNW					
London Euston	d 1240	1243	1246	1253	1300	1307
Watford Junction	d -	-	-	-	-	-
Milton Keynes Central	d -	1315	1319	1324	-	-
Northampton	d -	-	-	-	-	-
Rugby	d -	-	1342	1345a	-	-
Nuneaton	d -	-	1357	-	-	-
Tamworth	d -	-	1411	-	-	1416
Lichfield Trent Valley	d -	-	1418	-	-	1422a
Stafford	d 1447	-	1435	-	1424	-
Crewe	a 1507	1423	1455	-	1442	-

Special features

Period of operation	LNW					
London Euston	d 1313	1316	1333	1340	1343	1346
Watford Junction	d -	1331u	-	-	-	-
Milton Keynes Central	d -	1352	-	-	1415	1419
Northampton	d -	-	-	-	-	-
Rugby	d -	1414a	-	-	-	1442
Nuneaton	d 1409a	-	-	-	-	1457
Tamworth	d -	-	-	-	-	1511
Lichfield Trent Valley	d -	-	-	-	-	1518
Stafford	d -	-	1450	1547	-	1535
Crewe	a -	-	1508	1607	1523	1554

Special features

Period of operation	LNW					
London Euston	d 1353	1400	1413	1416	1433	1440
Watford Junction	d -	-	-	1431u	-	-
Milton Keynes Central	d 1424	-	-	1452	-	-
Northampton	d -	-	-	-	-	-
Rugby	d 1445a	-	-	1514a	-	-
Nuneaton	d -	-	1509a	-	-	-
Tamworth	d -	-	-	-	-	-
Lichfield Trent Valley	d -	-	-	-	-	-
Stafford	d -	1524	-	-	1550	1647
Crewe	a -	1542	-	-	1608	1707

**All direct train services are highlighted
by the route-coloured background**

Special features	LNW						
Period of operation							
London Euston	d	1443	1446	1453	1500	1513	1516
Watford Junction	d	-	-	-	-	-	-
Milton Keynes Central	d	1515	1519	1524	-	-	1548
Northampton	d	-	-	-	-	-	-
Rugby	d	-	1542	1545a	-	-	1611
Nuneaton	d	-	1557	-	-	1609a	-
Tamworth	d	-	1611	-	-	-	-
Lichfield Trent Valley	d	-	1618	-	-	-	-
Stafford	d	-	1635	-	1624	-	1747
Crewe	a	1623	1654	-	1642	-	1807

Special features	LNW						
Period of operation							
London Euston	d	1533	1543	1546	1553	1602	1613
Watford Junction	d	-	-	-	-	-	-
Milton Keynes Central	d	-	1615	1619	1624	-	-
Northampton	d	-	-	-	-	-	-
Rugby	d	-	-	1642	1645a	-	-
Nuneaton	d	-	-	1657	-	-	1709a
Tamworth	d	-	-	1713	-	1709	-
Lichfield Trent Valley	d	-	-	1720	-	1716	-
Stafford	d	1650	-	1737	-	1732	-
Crewe	a	1708	1724	1757	-	1751	-

Special features	FX		FO		LNW		
Period of operation							
London Euston	d	1616	1633	1633	1640	1643	1646
Watford Junction	d	1631u	-	-	-	-	-
Milton Keynes Central	d	1652	-	-	-	1715	1719
Northampton	d	-	-	-	-	-	-
Rugby	d	1714a	-	-	-	-	1742
Nuneaton	d	-	-	-	-	-	1757
Tamworth	d	-	-	-	-	-	1813
Lichfield Trent Valley	d	-	-	-	-	-	1820
Stafford	d	-	1749s	1750	1847	-	1837
Crewe	a	-	1808	1808	1908	1823	1859

Special features						FX	
Period of operation							
London Euston	d	1653	1700	1703	1713	1716	1733
Watford Junction	d	-	-	-	-	1731u	-
Milton Keynes Central	d	1724u	-	-	-	1752	-
Northampton	d	-	-	-	-	-	-
Rugby	d	1745a	-	-	-	1815	-
Nuneaton	d	-	-	-	1809a	-	-
Tamworth	d	-	1808	-	-	-	-
Lichfield Trent Valley	d	-	1815	-	-	-	-
Stafford	d	-	1832	-	-	1954	1849s
Crewe	a	-	1850	1844	-	2040	1908

Summary of train services London - Crewe

(also showing London NorthWestern Trent Valley line services)

Mondays to Fridays

Notes: see page 94

Special features

Period of operation	FO			LNW			
London Euston	d	1733	1740	1743	1746	1753	1800
Watford Junction	d	-	-	-	-	-	-
Milton Keynes Central	d	-	-	1815u	1819	1824u	-
Northampton	d	-	-	-	-	-	-
Rugby	d	-	-	-	1842	1845a	-
Nuneaton	d	-	-	-	1857	-	-
Tamworth	d	-	-	-	1913	-	1908
Lichfield Trent Valley	d	-	-	-	1920	-	1915
Stafford	d	1850	1947	-	1937	-	1932
Crewe	a	1908	2006	1923	1957	-	1950

Special features

Period of operation	LNW						
London Euston	d	1813	1816	1833	1840	1843	1846
Watford Junction	d	-	1831u	-	-	-	-
Milton Keynes Central	d	-	1852	-	-	1915u	1919
Northampton	d	-	-	-	-	-	-
Rugby	d	-	1914a	-	-	-	1942
Nuneaton	d	1909a	-	-	-	-	1957
Tamworth	d	-	-	-	-	-	2013
Lichfield Trent Valley	d	-	-	-	-	-	2020
Stafford	d	-	-	1950	2055	-	2037
Crewe	a	-	-	2009	2116	2023	2100

Special features

Period of operation							
London Euston	d	1853	1900	1907	1913	1916	1933
Watford Junction	d	-	-	-	-	1931u	-
Milton Keynes Central	d	1924u	-	-	-	1952	-
Northampton	d	-	-	-	-	-	-
Rugby	d	1945a	-	-	-	2014a	-
Nuneaton	d	-	-	-	2009a	-	-
Tamworth	d	-	2009	-	-	-	-
Lichfield Trent Valley	d	-	2016	-	-	-	-
Stafford	d	-	2032	-	-	-	2050
Crewe	a	-	2051	2043	-	-	2109

Special features

Period of operation	LNW						
London Euston	d	1940	1943	1946	1953	2000	2016
Watford Junction	d	-	-	-	-	-	2031u
Milton Keynes Central	d	-	2015	2019	2024	-	2052
Northampton	d	-	-	-	-	-	-
Rugby	d	-	-	2042	2045a	-	2114a
Nuneaton	d	-	-	2057	-	-	-
Tamworth	d	-	-	2111	-	-	-
Lichfield Trent Valley	d	-	-	2118	-	-	-
Stafford	d	2156	-	2135	-	2124	-
Crewe	a	2233	2124	2154	-	2142	-

**All direct train services are highlighted
by the route-coloured background**

Special features

Period of operation

LNW

London Euston	d	2030	2033	2043	2046	2053	2106
Watford Junction	d	-	-	-	-	-	-
Milton Keynes Central	d	-	-	2115	2119	2124	2136a
Northampton	d	-	-	-	-	-	-
Rugby	d	-	-	-	2142	2145a	-
Nuneaton	d	-	2130	-	2157	-	-
Tamworth	d	2135	-	-	2211	-	-
Lichfield Trent Valley	d	2143	-	-	2218	-	-
Stafford	d	2157	-	-	2235	-	-
Crewe	a	2216	2208	2223	2259	-	-

Special features

Period of operation

LNW

London Euston	d	2110	2130	2139	2146	2200	2203
Watford Junction	d	2125u	2145u	-	-	-	-
Milton Keynes Central	d	-	2205	2209a	2219	2241	2246u
Northampton	d	-	-	-	-	-	-
Rugby	d	2204	2226a	-	2242	-	2311
Nuneaton	d	2216	-	-	2257	-	2322a
Tamworth	d	-	-	-	2311	2320s	-
Lichfield Trent Valley	d	-	-	-	2318	2327s	-
Stafford	d	2240	-	-	2338	2341s	-
Crewe	a	2259	-	-	0002	0009	-

Special features

Period of operation

FX

FO

FX

FO

London Euston	d	2230	2300	2300	2330	2330
Watford Junction	d	2249u	2317u	2317u	-	-
Milton Keynes Central	d	2329	2359	2359	0029	0029
Northampton	d	-	-	-	-	-
Rugby	d	2358a	0031a	0051a	0058a	0107a
Nuneaton	d	-	-	-	-	-
Tamworth	d	-	-	-	-	-
Lichfield Trent Valley	d	-	-	-	-	-
Stafford	d	-	-	-	-	-
Crewe	a	-	-	-	-	-

Summary of train services London - Crewe

(also showing London NorthWestern Trent Valley line services)

Saturdays

Notes: see page 94

Special features	Period of operation		LNW	LNW		
London Euston	d					
Watford Junction	d					
Milton Keynes Central	d	0029				
Northampton	d	-	0514	0602		
Rugby	d	0107a	0543	0625		
Nuneaton	d		0555	0637		
Tamworth	d		0610	0653		
Lichfield Trent Valley	d		0616	0659		
Stafford	d	0536	0604	0633	0648	0720
Crewe	a	0554	0623	0654	0706	0740

Special features	Period of operation					LNW	
London Euston	d	0603	0616	0629	0633	0643	
Watford Junction	d	0618u	0631u	-	-	-	
Milton Keynes Central	d	0638	0652	0700	0705	0716	
Northampton	d	-	-	-	-	-	
Rugby	d	0701	0715	-	-	0739	
Nuneaton	d	-	-	-	-	0754	
Tamworth	d	-	-	-	0744	0808	
Lichfield Trent Valley	d	-	-	-	0750	0814	
Stafford	d	0732	0747	0847	0750	0806	0835
Crewe	a	0751	0805	0907	0808	0824	0854

Special features	Period of operation					LNW	
London Euston	d	0646	0713	0716	0733	0743	0746
Watford Junction	d	0701u	-	0731u	-	-	-
Milton Keynes Central	d	0721	-	0752	-	0815	0819
Northampton	d	-	-	-	-	-	-
Rugby	d	0743a	-	0815	-	-	0842
Nuneaton	d		0808a	-	-	-	0857
Tamworth	d			-	-	-	0911
Lichfield Trent Valley	d			-	-	-	0918
Stafford	d			0947	0850	-	0935
Crewe	a			1006	0908	0923	0954

Special features	Period of operation						
London Euston	d	0753	0813	0816	0833	0840	0843
Watford Junction	d	-	-	0831u	-	-	-
Milton Keynes Central	d	0824	-	0852	-	-	0915
Northampton	d	-	-	-	-	-	-
Rugby	d	0845a	-	0914a	-	-	-
Nuneaton	d		0909a		-	-	-
Tamworth	d				-	-	-
Lichfield Trent Valley	d				-	-	-
Stafford	d				0950	1047	-
Crewe	a				1008	1107	1023

**All direct train services are highlighted
by the route-coloured background**

Special features

Period of operation	LNW						
London Euston	d	0846	0853	0900	0913	0916	0933
Watford Junction	d	-	-	-	-	0931u	-
Milton Keynes Central	d	0919	0924	-	-	0952	-
Northampton	d	-	-	-	-	-	-
Rugby	d	0942	0945a	-	-	1014a	-
Nuneaton	d	0957	-	-	1009a	-	-
Tamworth	d	1011	-	-	-	-	-
Lichfield Trent Valley	d	1018	-	-	-	-	-
Stafford	d	1035	-	1024	-	-	1050
Crewe	a	1054	-	1042	-	-	1108

Special features

Period of operation	LNW						
London Euston	d	0940	0943	0946	0953	1000	1007
Watford Junction	d	-	-	-	-	-	-
Milton Keynes Central	d	-	1015	1019	1024	-	-
Northampton	d	-	-	-	-	-	-
Rugby	d	-	-	1042	1045a	-	-
Nuneaton	d	-	-	1057	-	-	1104a
Tamworth	d	-	-	1111	-	-	-
Lichfield Trent Valley	d	-	-	1118	-	-	-
Stafford	d	1147	-	1135	-	1124	-
Crewe	a	1207	1123	1154	-	1142	-

Special features

Period of operation	LNW						
London Euston	d	1013	1016	1033	1040	1043	1046
Watford Junction	d	-	1031u	-	-	-	-
Milton Keynes Central	d	-	1052	-	-	1115	1119
Northampton	d	-	-	-	-	-	-
Rugby	d	-	1114a	-	-	-	1142
Nuneaton	d	1109a	-	-	-	-	1157
Tamworth	d	-	-	-	-	-	1211
Lichfield Trent Valley	d	-	-	-	-	-	1218
Stafford	d	-	-	1150	1247	-	1235
Crewe	a	-	-	1208	1307	1223	1254

Special features

Period of operation	LNW						
London Euston	d	1053	1100	1113	1116	1133	1140
Watford Junction	d	-	-	-	1131u	-	-
Milton Keynes Central	d	1124	-	-	1152	-	-
Northampton	d	-	-	-	-	-	-
Rugby	d	1145a	-	-	1214a	-	-
Nuneaton	d	-	-	1209a	-	-	-
Tamworth	d	-	-	-	-	-	-
Lichfield Trent Valley	d	-	-	-	-	-	-
Stafford	d	-	1224	-	-	1250	1347
Crewe	a	-	1242	-	-	1308	1407

Summary of train services London - Crewe

(also showing London NorthWestern Trent Valley line services)

Saturdays

Notes: see page 94

Special features

Period of operation	LNW						
London Euston	d	1143	1146	1153	1200	1213	1216
Watford Junction	d	-	-	-	-	-	1231u
Milton Keynes Central	d	1215	1219	1224	-	-	1252
Northampton	d	-	-	-	-	-	-
Rugby	d	-	1242	1245a	-	-	1315
Nuneaton	d	-	1257	-	-	1309a	-
Tamworth	d	-	1311	-	-	-	-
Lichfield Trent Valley	d	-	1318	-	-	-	-
Stafford	d	-	1335	-	1324	-	1447
Crewe	a	1323	1354	-	1342	-	1507

Special features

Period of operation	LNW						
London Euston	d	1233	1243	1246	1253	1300	1313
Watford Junction	d	-	-	-	-	-	-
Milton Keynes Central	d	-	1315	1319	1324	-	-
Northampton	d	-	-	-	-	-	-
Rugby	d	-	-	1342	1345a	-	-
Nuneaton	d	-	-	1357	-	-	1409a
Tamworth	d	-	-	1411	-	-	-
Lichfield Trent Valley	d	-	-	1418	-	-	-
Stafford	d	1350	-	1435	-	1424	-
Crewe	a	1408	1423	1454	-	1442	-

Special features

Period of operation	LNW						
London Euston	d	1316	1333	1343	1346	1353	1402
Watford Junction	d	1331u	-	-	-	-	-
Milton Keynes Central	d	1352	-	1415	1419	1424	-
Northampton	d	-	-	-	-	-	-
Rugby	d	1415	-	-	1442	1445a	-
Nuneaton	d	-	-	-	1457	-	-
Tamworth	d	-	-	-	1511	-	-
Lichfield Trent Valley	d	-	-	-	1518	-	-
Stafford	d	1547	1450	-	1535	-	1524
Crewe	a	1607	1508	1523	1554	-	1542

Special features

Period of operation	LNW						
London Euston	d	1413	1416	1433	1443	1446	1453
Watford Junction	d	-	1431u	-	-	-	-
Milton Keynes Central	d	-	1452	-	1515	1519	1524
Northampton	d	-	-	-	-	-	-
Rugby	d	-	1515	-	-	1542	1545a
Nuneaton	d	1509a	-	-	-	1557	-
Tamworth	d	-	-	-	-	1611	-
Lichfield Trent Valley	d	-	-	-	-	1618	-
Stafford	d	-	1647	1550	-	1635	-
Crewe	a	-	1707	1608	1624	1654	-

**All direct train services are highlighted
by the route-coloured background**

Special features	Period of operation						LNW
London Euston	d	1500	1513	1516	1533	1543	1546
Watford Junction	d	-	-	1531u	-	-	-
Milton Keynes Central	d	-	-	1552	-	1615	1619
Northampton	d	-	-	-	-	-	-
Rugby	d	-	-	1615	-	-	1642
Nuneaton	d	-	1609a	-	-	-	1657
Tamworth	d	-	-	-	-	-	1711
Lichfield Trent Valley	d	-	-	-	-	-	1718
Stafford	d	1623	-	1747	1650	-	1735
Crewe	a	1642	-	1807	1708	1723	1754

Special features	Period of operation						LNW
London Euston	d	1553	1600	1613	1616	1633	1640
Watford Junction	d	-	-	-	1631u	-	-
Milton Keynes Central	d	1624	-	-	1652	-	-
Northampton	d	-	-	-	-	-	-
Rugby	d	1645a	-	-	1714a	-	-
Nuneaton	d	-	-	1709a	-	-	-
Tamworth	d	-	-	-	-	-	-
Lichfield Trent Valley	d	-	-	-	-	-	-
Stafford	d	-	1724	-	-	1750	1847
Crewe	a	-	1742	-	-	1808	1907

Special features	Period of operation						LNW
London Euston	d	1643	1646	1653	1700	1713	1716
Watford Junction	d	-	-	-	-	-	1731u
Milton Keynes Central	d	1715	1719	1724	-	-	1752
Northampton	d	-	-	-	-	-	-
Rugby	d	-	1742	1745a	-	-	1814a
Nuneaton	d	-	1757	-	-	1809a	-
Tamworth	d	-	1813	-	1808	-	-
Lichfield Trent Valley	d	-	1820	-	1815	-	-
Stafford	d	-	1837	-	1832	-	-
Crewe	a	1823	1856	-	1850	-	-

Special features	Period of operation						LNW
London Euston	d	1733	1740	1743	1746	1753	1800
Watford Junction	d	-	-	-	-	-	-
Milton Keynes Central	d	-	-	1815	1819	1824	-
Northampton	d	-	-	-	-	-	-
Rugby	d	-	-	-	1842	1845a	-
Nuneaton	d	-	-	-	1857	-	-
Tamworth	d	-	-	-	1913	-	1908
Lichfield Trent Valley	d	-	-	-	1920	-	1915
Stafford	d	1850	1947	-	1937	-	1932
Crewe	a	1908	2007	1923	1957	-	1950

Summary of train services London - Crewe

(also showing London NorthWestern Trent Valley line services)

Saturdays

Notes: see page 94

Special features

Period of operation	LNW						
London Euston	d	1813	1816	1833	1840	1843	1846
Watford Junction	d	-	1831u	-	-	-	-
Milton Keynes Central	d	-	1852	-	-	1915	1919
Northampton	d	-	-	-	-	-	-
Rugby	d	-	1914a	-	-	-	1942
Nuneaton	d	1909a	-	-	-	-	1957
Tamworth	d	-	-	-	-	-	2013
Lichfield Trent Valley	d	-	-	-	-	-	2020
Stafford	d	-	1950	2047	-	-	2037
Crewe	a	-	2008	2108	2023	-	2058

Special features

Period of operation	LNW						
London Euston	d	1853	1900	1907	1913	1916	1928
Watford Junction	d	-	-	-	-	1931u	-
Milton Keynes Central	d	1924	-	-	-	1952	-
Northampton	d	-	-	-	-	-	-
Rugby	d	1945a	-	-	-	2014a	-
Nuneaton	d	-	-	-	2009a	-	-
Tamworth	d	-	2009	-	-	-	-
Lichfield Trent Valley	d	-	2016	-	-	-	-
Stafford	d	-	2032	-	-	-	-
Crewe	a	-	2050	2043	-	-	2101

Special features

Period of operation	LNW						
London Euston	d	1931	1934	1937	1940	2012	2018
Watford Junction	d	-	-	-	-	-	-
Milton Keynes Central	d	-	-	2015	2024	-	2104
Northampton	d	-	-	-	-	-	-
Rugby	d	-	-	-	2048	2120	-
Nuneaton	d	-	-	-	2100	-	2135a
Tamworth	d	-	-	-	2114	-	-
Lichfield Trent Valley	d	-	-	-	2120	-	-
Stafford	d	2050	2147	-	2139	2152	-
Crewe	a	2108	2205	2123	2159	2209	-

Special features

Period of operation	LNW						
London Euston	d	2025	2031	2035	2101	2104	2123
Watford Junction	d	2041u	2046u	2050	-	-	2140u
Milton Keynes Central	d	2114	-	2122	2146	2151	2218
Northampton	d	-	-	-	-	-	-
Rugby	d	2137a	-	2146	-	2214a	2240a
Nuneaton	d	-	-	2158	-	-	-
Tamworth	d	-	2157	2212	-	-	-
Lichfield Trent Valley	d	-	2204	2218	-	-	-
Stafford	d	-	-	2241	2237	-	-
Crewe	a	-	2232	2302	2259	-	-

*All direct train services are highlighted
by the route-coloured background*

Special features

Period of operation

London Euston	d 2142
Watford Junction	d 2158u
Milton Keynes Central	d 2233
Northampton	d -
Rugby	d 2256a
Nuneaton	d
Tamworth	d
Lichfield Trent Valley	d
Stafford	d
Crewe	a

Summary of train services London - Crewe

(also showing London NorthWestern Trent Valley line services)

Sundays

Notes: see page 94

Special features						
Period of operation	LNW					
London Euston	d	0748	0751	0807	0816	
Watford Junction	d	0803u	0807	0822u	-	
Milton Keynes Central	d	0845	0852	0857	0901	
Northampton	d	-	0927	-	-	
Rugby	d	0923	0951	-	-	
Nuneaton	d	-	1005	-	0945a	
Tamworth	d	-	1019	-	-	
Lichfield Trent Valley	d	-	1025	-	-	
Stafford	d	0919	0947	1050	1046	-
Crewe	a	0937	1005	1108	1105	1018

Special features							
Period of operation	LNW						
London Euston	d	0820	0847	0850	0853	0916	0919
Watford Junction	d	0836u	-	0906u	0911	-	0936u
Milton Keynes Central	d	0908	0934	0939	0956	1002	1008
Northampton	d	-	-	-	1028	-	-
Rugby	d	-	1010u	1015	1051	-	-
Nuneaton	d	-	-	-	1104	1047a	-
Tamworth	d	1003	-	-	1118	-	1103
Lichfield Trent Valley	d	1009	-	-	1124	-	1109
Stafford	d	1025	-	1150	1146	-	1126
Crewe	a	1043	1057	1208	1205	-	1143

Special features							
Period of operation	LNW						
London Euston	d	0946	0952	0956	1016	1019	1046
Watford Junction	d	-	1007u	1012	-	1036u	-
Milton Keynes Central	d	1035	1040	1057	1104	1109	1134
Northampton	d	-	-	1129	-	-	-
Rugby	d	-	1115	1152	-	1145	1209
Nuneaton	d	-	-	1205	1148a	-	-
Tamworth	d	-	-	1219	-	-	-
Lichfield Trent Valley	d	-	-	1225	-	-	-
Stafford	d	-	1247	1244	-	1221	-
Crewe	a	1157	1306	1303	-	1239	1254

Special features							
Period of operation	LNW						
London Euston	d	1049	1052	1116	1119	1152	1208
Watford Junction	d	1107u	1114	-	1136u	1208u	-
Milton Keynes Central	d	1139	1159	1203	1210	1231	1240
Northampton	d	-	1221	-	-	-	-
Rugby	d	1215	1244	-	1233	1252a	-
Nuneaton	d	-	1256	1232a	-	-	1309a
Tamworth	d	-	1310	-	-	-	-
Lichfield Trent Valley	d	-	1317	-	-	-	-
Stafford	d	1347	1334	-	1306	-	-
Crewe	a	1406	1353	-	1325	-	-

**All direct train services are highlighted
by the route-coloured background**

Special features							
Period of operation	LNW						
London Euston	d	1232	1239	1242	1245	1252	1300
Watford Junction	d	-	-	-	-	-	-
Milton Keynes Central	d	-	-	1315	1319	1324	-
Northampton	d	-	-	-	-	-	-
Rugby	d	-	-	-	1342	1345a	-
Nuneaton	d	-	-	-	1357	-	-
Tamworth	d	-	-	-	1411	-	-
Lichfield Trent Valley	d	-	-	-	1418	-	-
Stafford	d	1350	1447	-	1436	-	1424
Crewe	a	1409	1506	1423	1458	-	1442

Special features							
Period of operation	LNW						
London Euston	d	1312	1315	1332	1339	1342	1345
Watford Junction	d	-	1330u	-	-	-	-
Milton Keynes Central	d	-	1352	-	-	1415	1419
Northampton	d	-	-	-	-	-	-
Rugby	d	-	1414a	-	-	-	1442
Nuneaton	d	1409a	-	-	-	-	1457
Tamworth	d	-	-	-	-	-	1511
Lichfield Trent Valley	d	-	-	-	-	-	1518
Stafford	d	-	1450	1547	-	-	1536
Crewe	a	-	1509	1606	1523	1559	-

Special features							
Period of operation							
London Euston	d	1352	1400	1406	1412	1415	1432
Watford Junction	d	-	-	-	-	1430u	-
Milton Keynes Central	d	1424	-	-	-	1452	-
Northampton	d	-	-	-	-	-	-
Rugby	d	1445a	-	-	-	1514a	-
Nuneaton	d	-	-	-	1509a	-	-
Tamworth	d	-	1517	-	-	-	-
Lichfield Trent Valley	d	-	1523a	-	-	-	-
Stafford	d	-	1524	-	-	-	1550
Crewe	a	-	1542	-	-	-	1609

Special features							
Period of operation	LNW						
London Euston	d	1439	1442	1445	1452	1500	1512
Watford Junction	d	-	-	-	-	-	-
Milton Keynes Central	d	-	1515	1519	1524	-	-
Northampton	d	-	-	-	-	-	-
Rugby	d	-	-	1542	1545a	-	-
Nuneaton	d	-	-	1557	-	-	1609a
Tamworth	d	-	-	1611	-	-	-
Lichfield Trent Valley	d	-	-	1618	-	-	-
Stafford	d	1647	-	1636	-	1624	-
Crewe	a	1707	1623	1658	-	1643	-

Summary of train services London - Crewe

(also showing London NorthWestern Trent Valley line services)

Sundays

Notes: see page 94

Special features

Period of operation

LNW

London Euston	d	1515	1532	1539	1542	1545	1552
Watford Junction	d	1530u	-	-	-	-	-
Milton Keynes Central	d	1552	-	-	1615	1619	1624
Northampton	d	-	-	-	-	-	-
Rugby	d	1614a	-	-	-	1642	1645a
Nuneaton	d	-	-	-	-	1657	-
Tamworth	d	-	-	-	-	1711	-
Lichfield Trent Valley	d	-	-	-	-	1718	-
Stafford	d	-	1650	1747	-	1735	-
Crewe	a	-	1708	1807	1723	1754	-

Special features

Period of operation

London Euston	d	1600	1604	1612	1615	1632	1639
Watford Junction	d	-	-	-	1630u	-	-
Milton Keynes Central	d	-	-	-	1652	-	-
Northampton	d	-	-	-	-	-	-
Rugby	d	-	-	-	1714a	-	-
Nuneaton	d	-	1704a	1709a	-	-	-
Tamworth	d	-	-	-	-	-	-
Lichfield Trent Valley	d	-	-	-	-	-	-
Stafford	d	1724	-	-	-	1750	1847
Crewe	a	1743	-	-	-	1808	1907

Special features

Period of operation

LNW

London Euston	d	1642	1645	1652	1700	1712	1715
Watford Junction	d	-	-	-	-	-	1730u
Milton Keynes Central	d	1715	1719	1724	-	-	1752
Northampton	d	-	-	-	-	-	-
Rugby	d	-	1742	1745a	-	-	1814a
Nuneaton	d	-	1757	-	-	1809a	-
Tamworth	d	-	1811	-	-	-	-
Lichfield Trent Valley	d	-	1818	-	-	-	-
Stafford	d	-	1835	-	1824	-	-
Crewe	a	1823	1854	-	1842	-	-

Special features

Period of operation

LNW

London Euston	d	1732	1739	1742	1745	1752	1801
Watford Junction	d	-	-	-	-	-	-
Milton Keynes Central	d	-	-	1815	1819	1824	-
Northampton	d	-	-	-	-	-	-
Rugby	d	-	-	-	1842	1845a	-
Nuneaton	d	-	-	-	1857	-	-
Tamworth	d	-	-	-	1911	-	-
Lichfield Trent Valley	d	-	-	-	1918	-	-
Stafford	d	1850	1947	-	1935	-	1924
Crewe	a	1908	2007	1923	1954	-	1942

**All direct train services are highlighted
by the route-coloured background**

Special features	Period of operation						LNW
London Euston	d	1812	1815	1832	1839	1842	1845
Watford Junction	d	-	1830u	-	-	-	-
Milton Keynes Central	d	-	1852	-	-	1915	1919
Northampton	d	-	-	-	-	-	-
Rugby	d	-	1914a	-	-	-	1942
Nuneaton	d	1909a	-	-	-	-	1957
Tamworth	d	-	-	-	-	-	2011
Lichfield Trent Valley	d	-	-	-	-	-	2018
Stafford	d	-	-	1950	2047	-	2035
Crewe	a	-	-	2008	2107	2023	2055

Special features	Period of operation						
London Euston	d	1852	1900	1912	1915	1932	1939
Watford Junction	d	-	-	-	1930u	-	-
Milton Keynes Central	d	1924	-	-	1952	-	-
Northampton	d	-	-	-	-	-	-
Rugby	d	1945a	-	-	2014a	-	-
Nuneaton	d	-	-	2009a	-	-	-
Tamworth	d	-	-	-	-	-	-
Lichfield Trent Valley	d	-	-	-	-	-	-
Stafford	d	-	2024	-	-	2050	2147
Crewe	a	-	2042	-	-	2108	2207

Special features	Period of operation						LNW
London Euston	d	1942	1945	1952	2012	2028	2031
Watford Junction	d	-	-	-	-	-	-
Milton Keynes Central	d	2015	2019	2024	-	-	-
Northampton	d	-	-	-	-	-	-
Rugby	d	-	2042	2045a	-	-	-
Nuneaton	d	-	2057	-	2109a	-	-
Tamworth	d	-	2111	-	-	-	-
Lichfield Trent Valley	d	-	2118	-	-	-	-
Stafford	d	-	2135	-	-	-	2150
Crewe	a	2123	2154	-	-	2201	2208

Special features	Period of operation						
London Euston	d	2036	2039	2053	2056	2121	2125
Watford Junction	d	-	-	-	2112u	-	-
Milton Keynes Central	d	2114	2124	2139	2143a	-	2216a
Northampton	d	-	-	-	-	-	-
Rugby	d	2136a	-	2203	-	-	-
Nuneaton	d	-	-	-	-	2259	-
Tamworth	d	-	2203	-	-	-	-
Lichfield Trent Valley	d	-	2210	-	-	-	-
Stafford	d	-	2225	-	-	2325	-
Crewe	a	-	2243	2248	-	2345	-

Summary of train services London - Crewe

(also showing London NorthWestern Trent Valley line services)

Sundays

Notes: see page 94

Special features

Period of operation

London Euston	d	2149	2153	2225	2324
Watford Junction	d	2209u	2212u	2242u	2339u
Milton Keynes Central	d	2242	2247	2315	0014
Northampton	d	-	-	-	-
Rugby	d	2318	2322a	2347a	0049a
Nuneaton	d	2329			
Tamworth	d	-			
Lichfield Trent Valley	d	-			
Stafford	d	2352s			
Crewe	a	0015			

Notes

- a Arrival time
- d Departure time
- s Stops to set down only
- u Stops to pick up only

Period of operation and notes

- FO Friday only
- FX Friday excepted
- LNW London NorthWestern service
- MO Monday only
- MX Monday excepted

Summary of train services Crewe - London

(also showing London NorthWestern Trent Valley line services)

Mondays to Fridays

Notes: see page 110

Special features

Period of operation	MX	LNW				
Crewe	d			0510	0537	
Stafford	d			0533	0556	
Lichfield Trent Valley	d			0549	-	
Tamworth	d			0556	-	
Nuneaton	d			0612	0620	
Rugby	d		0604	0627	0633	
Northampton	d		-	-	-	
Milton Keynes Central	d	0027	0627	0643	0649	0654 0659
Watford Junction	a	0056s	0647s	-	-	-
London Euston	a	0117	0703	0718	0724	0727 0731

Special features

Period of operation	LNW					
Crewe	d	0603	0545			0631
Stafford	d	0622	0609			- 0654
Lichfield Trent Valley	d	-	0628		0641	- 0710
Tamworth	d	-	0635		0648	- 0718
Nuneaton	d	-	0650		-	0711 -
Rugby	d	0654	0708	0701	-	- 0738
Northampton	d	-	-	-	-	-
Milton Keynes Central	d	0716	0729	-	0725	-
Watford Junction	a	-	-	0741s	-	-
London Euston	a	0753	0805	0757	0800	0810 0827

Special features

Period of operation	LNW					
Crewe	d	0654			0640	0732
Stafford	d	0713			0659	0724 0752
Lichfield Trent Valley	d	-			-	-
Tamworth	d	-			-	-
Nuneaton	d	-	0743		-	-
Rugby	d	-	-	0756	-	-
Northampton	d	-	-	-	-	-
Milton Keynes Central	d	-	-	0817	-	-
Watford Junction	a	-	-	-	-	-
London Euston	a	0835	0841	0851	0906	0938 0909

Special features

Period of operation	LNW					
Crewe	d	0713		0754		0822
Stafford	d	0732		0813		-
Lichfield Trent Valley	d	0749		-		-
Tamworth	d	0756		-		-
Nuneaton	d	0811		-	0843	-
Rugby	d	0827	0834	-	-	0856
Northampton	d	-	-	-	-	-
Milton Keynes Central	d	0849	0855	-	-	0917 0927
Watford Junction	a	-	-	-	-	0938s
London Euston	a	0926	0928	0935	0941	0954 1003

Summary of train services Crewe - London

(also showing London NorthWestern Trent Valley line services)

Mondays to Fridays

Notes: see page 110

Special features

Period of operation	LNW					
Crewe	d	0832	0813	0854		0804
Stafford	d	0852	0832	0913		0824
Lichfield Trent Valley	d	-	0849	-		-
Tamworth	d	-	0856	-		-
Nuneaton	d	-	0911		0943	-
Rugby	d	-	0927	0934	-	0956
Northampton	d	-	-	-	-	-
Milton Keynes Central	d	-	0949	0955	-	1017
Watford Junction	a	-	-	-	-	1038s
London Euston	a	1009	1024	1027	1035	1041 1054

Special features

Period of operation	LNW					
Crewe	d	0922	0904	0913	0932	
Stafford	d	-	0924	0932	0952	
Lichfield Trent Valley	d	-	-	0949	-	1014
Tamworth	d	-	-	0956	-	1020
Nuneaton	d	-	-	1011	-	-
Rugby	d	-	-	1027	-	1034 1040u
Northampton	d	-	-	-	-	-
Milton Keynes Central	d	1027	-	1049	-	1055
Watford Junction	a	-	-	-	-	-
London Euston	a	1103	1138	1124	1109	1127 1130

Special features

Period of operation	LNW					
Crewe	d	0954		1022	1004	1032
Stafford	d	1013		-	1025	1052
Lichfield Trent Valley	d	-		-	-	-
Tamworth	d	-		-	-	-
Nuneaton	d	-	1043		-	-
Rugby	d	-	-	1056	-	-
Northampton	d	-	-	-	-	-
Milton Keynes Central	d	-	-	1117	1127	-
Watford Junction	a	-	-	1138s	-	-
London Euston	a	1135	1141	1154	1204	1238 1210

Special features

Period of operation	LNW					
Crewe	d	1013		1044	1054	
Stafford	d	1032		-	1113	
Lichfield Trent Valley	d	1049		1115	-	
Tamworth	d	1056		1122	-	
Nuneaton	d	1111		-	-	1143
Rugby	d	1127	1134	-	-	1156
Northampton	d	-	-	-	-	-
Milton Keynes Central	d	1149	1155	-	-	1217
Watford Junction	a	-	-	-	-	1238s
London Euston	a	1224	1227	1230	1235	1241 1254

**All direct train services are highlighted
by the route-coloured background**

Special features	LNW					
Period of operation	LNW					
Crewe	d	1123	1132	1113	1154	
Stafford	d	-	1152	1132	1213	
Lichfield Trent Valley	d	-	-	1149	-	
Tamworth	d	-	-	1156	-	
Nuneaton	d	-	-	1211	-	1243
Rugby	d	-	-	1227	1234	-
Northampton	d	-	-	-	-	-
Milton Keynes Central	d	1227	-	1249	1255	-
Watford Junction	a	-	-	-	-	-
London Euston	a	1303	1309	1324	1327	1337 1341

Special features	LNW					
Period of operation	LNW					
Crewe	d	1104	1222	1232	1213	1254
Stafford	d	1124	-	1252	1232	1313
Lichfield Trent Valley	d	-	-	-	1249	-
Tamworth	d	-	-	-	1256	-
Nuneaton	d	-	-	-	1311	-
Rugby	d	1256	-	-	1327	1334
Northampton	d	-	-	-	-	-
Milton Keynes Central	d	1317	1327	-	1349	1355
Watford Junction	a	1338s	-	-	-	-
London Euston	a	1354	1403	1409	1424	1427 1435

Special features	LNW					
Period of operation	LNW					
Crewe	d	1204	1304	1323	1332	1313
Stafford	d	1224	1324	-	1352	1332
Lichfield Trent Valley	d	-	-	-	-	1349
Tamworth	d	-	-	-	-	1356
Nuneaton	d	1343	-	-	-	1411
Rugby	d	-	1356	-	-	1427
Northampton	d	-	-	-	-	-
Milton Keynes Central	d	-	1417	-	1427	1449
Watford Junction	a	-	1438s	-	-	-
London Euston	a	1441	1454	1540	1503	1509 1524

Special features	LNW					
Period of operation	LNW					
Crewe	d	1355			1404	1413
Stafford	d	-			1424	1432
Lichfield Trent Valley	d	-			-	1449
Tamworth	d	-			-	1456
Nuneaton	d	-	1443		-	1511
Rugby	d	1434	-	-	1456	1527
Northampton	d	-	-	-	-	-
Milton Keynes Central	d	1455	-	-	1517	1549
Watford Junction	a	-	-	-	1538s	-
London Euston	a	1527	1535	1542	1554	1640 1624

Summary of train services Crewe - London

(also showing London NorthWestern Trent Valley line services)

Mondays to Fridays

Notes: see page 110

Special features

Period of operation

Crewe	d	1423	1432		1455	
Stafford	d	-	1452		1514	
Lichfield Trent Valley	d	-	-		-	
Tamworth	d	-	-		-	
Nuneaton	d	-	-		1543	
Rugby	d	-	-	1534	-	1556
Northampton	d	-	-	-	-	-
Milton Keynes Central	d	1527	-	1555	-	1617
Watford Junction	a	-	-	-	-	1638s
London Euston	a	1604	1610	1630	1637	1642 1654

Special features

Period of operation

LNW

Crewe	d	1522	1532	1504	1513	1554
Stafford	d	-	1552	1525	1532	1613
Lichfield Trent Valley	d	-	-	-	1549	-
Tamworth	d	-	-	-	1556	-
Nuneaton	d	-	-	-	1611	-
Rugby	d	-	-	-	1627	1634
Northampton	d	-	-	-	-	-
Milton Keynes Central	d	1627	-	-	1649	1655
Watford Junction	a	-	-	-	-	-
London Euston	a	1703	1709	1738	1724	1727 1735

Special features

Period of operation

LNW

Crewe	d		1622	1632	1613	
Stafford	d		-	1652	1632	
Lichfield Trent Valley	d		-	-	1649	
Tamworth	d		-	-	1656	
Nuneaton	d	1643		-	1711	
Rugby	d	-	1656	-	1727	1734
Northampton	d	-	-	-	-	-
Milton Keynes Central	d	-	1717	1727	-	1749 1755
Watford Junction	a	-	1738s	-	-	-
London Euston	a	1741	1754	1803	1810	1824 1827

Special features

Period of operation

LNW

Crewe	d	1654		1604	1704	1723	1713
Stafford	d	1713		1624	1724	-	1732
Lichfield Trent Valley	d	-		-	-	-	1749
Tamworth	d	-		-	-	-	1756
Nuneaton	d	-	1743	-	-	-	1811
Rugby	d	-	-	1756	-	-	1827
Northampton	d	-	-	-	-	-	-
Milton Keynes Central	d	-	-	1817	-	1827	1849
Watford Junction	a	-	-	1838s	-	-	-
London Euston	a	1835	1841	1854	1938	1903	1924

**All direct train services are highlighted
by the route-coloured background**

Special features

Period of operation

Crewe	d	1732		1754			1822
Stafford	d	1752		1813			-
Lichfield Trent Valley	d	-		-			-
Tamworth	d	-		-			-
Nuneaton	d	-		-	1843		-
Rugby	d	-	1834	-	-	1856	-
Northampton	d	-	-	-	-	-	-
Milton Keynes Central	d	-	1855	-	-	1917	1927
Watford Junction	a	-	-	-	-	1938s	-
London Euston	a	1909	1927	1935	1941	1954	2003

Special features

Period of operation

LNW

Crewe	d	1832	1813			1804	1923
Stafford	d	1852	1832			1824	-
Lichfield Trent Valley	d	-	1849			-	-
Tamworth	d	-	1856			-	-
Nuneaton	d	-	1911		1943	-	-
Rugby	d	-	1927	1934	-	1956	-
Northampton	d	-	-	-	-	-	-
Milton Keynes Central	d	-	1949	1955	-	2017	2027
Watford Junction	a	-	-	-	-	2038s	-
London Euston	a	2009	2024	2027	2041	2055	2103

Special features

Period of operation

LNW

Crewe	d	1932		1913		1904	2023
Stafford	d	1952		1932		1924	-
Lichfield Trent Valley	d	-		1949		-	-
Tamworth	d	-		1956		-	-
Nuneaton	d	-		2011	2027	-	-
Rugby	d	-		2030	2040	2056	-
Northampton	d	-		-	-	-	-
Milton Keynes Central	d	-	2047	2052	2101	2117	2127
Watford Junction	a	2056s	-	-	-	2137s	-
London Euston	a	2113	2120	2127	2134	2154	2205

Special features

Period of operation

LNW

Crewe	d	2032	2013	2046		2004	
Stafford	d	2052	2032	-		2024	
Lichfield Trent Valley	d	-	2049	-		-	
Tamworth	d	-	2056	-		-	
Nuneaton	d	-	2111	-	2126	-	
Rugby	d	-	2127	2132	-	-	2225
Northampton	d	-	-	-	-	-	-
Milton Keynes Central	d	-	2149	2153	2158	2202	2246s
Watford Junction	a	2157s	-	-	-	2227s	2318s
London Euston	a	2214	2224	2227	2231	2246	2340

Summary of train services Crewe - London

(also showing London NorthWestern Trent Valley line services)

Mondays to Fridays

Notes: see page 110

Special features

Period of operation	LNW			LNW		
Crewe	d 2113	2132		2104	2213	2204
Stafford	d 2132	2153		2124	2232	2226
Lichfield Trent Valley	d 2149	-	2217	-	2249	-
Tamworth	d 2156	-	2224	-	2256	-
Nuneaton	d 2211	2221	-	-	2311	-
Rugby	d 2226	2234	-	2251	2328a	2345
Northampton	d 2249a	-	-	-		0007s
Milton Keynes Central	d	2257	2303	2325		0027
Watford Junction	a	2331s	2336s	2355s		0056s
London Euston	a	2356	2359	0019		0117

Summary of train services Crewe - London

(also showing London NorthWestern Trent Valley line services)

Saturdays

Notes: see page 110

Special features

Period of operation

LNW

Crewe	d		0537		0525	0603
Stafford	d		0556		0544	0622
Lichfield Trent Valley	d		-		0602	-
Tamworth	d		-		0608	-
Nuneaton	d		0620		0624	-
Rugby	d	0623	0633		0641	0654
Northampton	d	-	-		-	-
Milton Keynes Central	d	0027	0644	0654	0659	0703
Watford Junction	a	0056s	-	-	0718s	-
London Euston	a	0117	0718	0727	0735	0738

Special features

Period of operation

LNW

Crewe	d		0606		0632	
Stafford	d		0632		-	0654
Lichfield Trent Valley	d		0649	0642	-	0710
Tamworth	d		0656	0649	-	0718
Nuneaton	d		0711	-	0711	-
Rugby	d	0701	0729	-	-	0738
Northampton	d	-	-	-	-	-
Milton Keynes Central	d	-	0751	0727	-	0746
Watford Junction	a	0740s	-	-	0756s	-
London Euston	a	0756	0827	0800	0813	0820

Special features

Period of operation

Crewe	d	0654			0723	0640	0732
Stafford	d	0713			-	0659	0752
Lichfield Trent Valley	d	-			-	-	-
Tamworth	d	-			-	-	-
Nuneaton	d	-	0743		-	-	-
Rugby	d	-	-	0756	-	-	-
Northampton	d	-	-	-	-	-	-
Milton Keynes Central	d	-	-	0817	0827	-	-
Watford Junction	a	-	-	0838s	-	-	-
London Euston	a	0835	0841	0854	0903	0906	0909

Special features

Period of operation

LNW

Crewe	d	0713			0754	0704
Stafford	d	0732			0813	0724
Lichfield Trent Valley	d	0749		0815	-	-
Tamworth	d	0756		0822	-	-
Nuneaton	d	0811		-	-	0843
Rugby	d	0827	0834		-	-
Northampton	d	-	-	-	-	-
Milton Keynes Central	d	0849	0855		-	-
Watford Junction	a	-	-	-	-	-
London Euston	a	0924	0927	0930	0935	0938

Summary of train services Crewe - London

(also showing London NorthWestern Trent Valley line services)

Saturdays

Notes: see page 110

Special features

Period of operation

LNW

Crewe	d	0822	0832	0813	0854
Stafford	d	-	0852	0832	0913
Lichfield Trent Valley	d	-	-	0849	-
Tamworth	d	-	-	0856	-
Nuneaton	d	-	-	0911	-
Rugby	d	0856	-	0927	0934
Northampton	d	-	-	-	-
Milton Keynes Central	d	0917	0927	0949	0955
Watford Junction	a	0938s	-	-	-
London Euston	a	0954	1003	1009	1024
				1027	1035

Special features

Period of operation

LNW

Crewe	d	0804	-	0922	0932	0913
Stafford	d	0824	-	-	0952	0932
Lichfield Trent Valley	d	-	-	-	-	0949
Tamworth	d	-	-	-	-	0956
Nuneaton	d	-	0943	-	-	1011
Rugby	d	-	-	0956	-	1027
Northampton	d	-	-	-	-	-
Milton Keynes Central	d	-	-	1017	1027	1049
Watford Junction	a	-	-	1038s	-	-
London Euston	a	1038	1041	1054	1103	1109
					1124	

Special features

Period of operation

Crewe	d	0944	0954	0904	-
Stafford	d	-	1013	0924	-
Lichfield Trent Valley	d	1015	-	-	-
Tamworth	d	1022	-	-	-
Nuneaton	d	-	-	-	1043
Rugby	d	1034	-	-	-
Northampton	d	-	-	-	-
Milton Keynes Central	d	1055	-	-	-
Watford Junction	a	-	-	-	-
London Euston	a	1127	1130	1135	1138
					1141
					1154

Special features

Period of operation

LNW

Crewe	d	1023	1032	1013	1054	1004
Stafford	d	-	1052	1032	1113	1024
Lichfield Trent Valley	d	-	-	1049	-	-
Tamworth	d	-	-	1056	-	-
Nuneaton	d	-	-	1111	-	-
Rugby	d	-	-	1127	1134	-
Northampton	d	-	-	-	-	-
Milton Keynes Central	d	1127	-	1149	1155	-
Watford Junction	a	-	-	-	-	-
London Euston	a	1203	1209	1224	1227	1235
						1238

**All direct train services are highlighted
by the route-coloured background**

Special features						
Period of operation	LNW					
Crewe	d		1123	1132	1113	
Stafford	d		-	1152	1132	
Lichfield Trent Valley	d		-	-	1149	
Tamworth	d		-	-	1156	
Nuneaton	d	1143		-	-	1211
Rugby	d	-	1156	-	-	1227 1234
Northampton	d	-	-	-	-	-
Milton Keynes Central	d	-	1217	1227	-	1249 1255
Watford Junction	a	-	1238s	-	-	-
London Euston	a	1241	1254	1303	1309	1324 1327

Special features						
Period of operation	LNW					
Crewe	d	1104		1222	1232	1213
Stafford	d	1124		-	1252	1232
Lichfield Trent Valley	d	-		-	-	1249
Tamworth	d	-		-	-	1256
Nuneaton	d	-	1242		-	- 1311
Rugby	d	-	-	1256	-	- 1327
Northampton	d	-	-	-	-	-
Milton Keynes Central	d	-	-	1317	1327	- 1349
Watford Junction	a	-	-	1338s	-	-
London Euston	a	1338	1341	1354	1403	1409 1424

Special features						
Period of operation	LNW					
Crewe	d		1254	1204		1323
Stafford	d		1313	1224		-
Lichfield Trent Valley	d		-	-		-
Tamworth	d		-	-		-
Nuneaton	d		-	-	1343	-
Rugby	d	1334		-	-	1356 -
Northampton	d	-	-	-	-	-
Milton Keynes Central	d	1355		-	-	1417 1427
Watford Junction	a	-	-	-	-	1438s -
London Euston	a	1427	1435	1438	1441	1454 1503

Special features						
Period of operation	LNW					
Crewe	d	1332	1313		1354	
Stafford	d	1352	1332		1413	
Lichfield Trent Valley	d	-	1349		1415	-
Tamworth	d	-	1356		1422	-
Nuneaton	d	-	1411		-	- 1443
Rugby	d	-	1427	1434		- -
Northampton	d	-	-	-	-	-
Milton Keynes Central	d	-	1449	1455		- -
Watford Junction	a	-	-	-	-	-
London Euston	a	1509	1524	1527	1530	1535 1541

Summary of train services Crewe - London

(also showing London NorthWestern Trent Valley line services)

Saturdays

Notes: see page 110

Special features

Period of operation

LNW

Crewe	d	1304	1422	1432	1413	1454
Stafford	d	1324	-	1452	1432	1513
Lichfield Trent Valley	d	-	-	-	1449	-
Tamworth	d	-	-	-	1456	-
Nuneaton	d	-	-	-	1511	-
Rugby	d	1456	-	-	1527	1534
Northampton	d	-	-	-	-	-
Milton Keynes Central	d	1517	1527	-	1549	1555
Watford Junction	a	1539s	-	-	-	-
London Euston	a	1554	1603	1609	1624	1627

Special features

Period of operation

LNW

Crewe	d	1404	1522	1532	1513	
Stafford	d	1425	-	1552	1532	
Lichfield Trent Valley	d	-	-	-	1549	
Tamworth	d	-	-	-	1556	
Nuneaton	d	1543	-	-	1611	
Rugby	d	-	1556	-	1627	1634
Northampton	d	-	-	-	-	-
Milton Keynes Central	d	-	1617	1627	-	1649
Watford Junction	a	-	1638s	-	-	-
London Euston	a	1641	1654	1703	1709	1724

Special features

Period of operation

LNW

Crewe	d	1554	1504	1623	1632	1613
Stafford	d	1613	1524	-	1652	1632
Lichfield Trent Valley	d	-	-	-	-	1649
Tamworth	d	-	-	-	-	1656
Nuneaton	d	-	1643	-	-	1711
Rugby	d	-	-	1656	-	1727
Northampton	d	-	-	-	-	-
Milton Keynes Central	d	-	-	1717	1727	-
Watford Junction	a	-	-	1738s	-	-
London Euston	a	1735	1741	1754	1803	1809

Special features

Period of operation

Crewe	d	1654	1604	1723	1732	
Stafford	d	1713	1624	-	1752	
Lichfield Trent Valley	d	-	-	-	-	
Tamworth	d	-	-	-	-	
Nuneaton	d	-	1743	-	-	
Rugby	d	1734	-	-	1756	
Northampton	d	-	-	-	-	
Milton Keynes Central	d	1755	-	-	1817	1827
Watford Junction	a	-	-	-	1838s	-
London Euston	a	1827	1835	1841	1854	1903

**All direct train services are highlighted
by the route-coloured background**

Special features	LNW					
Period of operation						
Crewe	d	1713	1704			1822
Stafford	d	1732	1724			-
Lichfield Trent Valley	d	1749	-			-
Tamworth	d	1756	-			-
Nuneaton	d	1811	-	1843		-
Rugby	d	1827	1834	-	-	1856
Northampton	d	-	-	-	-	-
Milton Keynes Central	d	1849	1855	-	-	1917 1927
Watford Junction	a	-	-	-	-	1938s
London Euston	a	1924	1927	1936	1941	1954 2003

Special features	LNW					
Period of operation						
Crewe	d	1832		1813		1804
Stafford	d	1852		1832		1824
Lichfield Trent Valley	d	-		1849		-
Tamworth	d	-		1856		-
Nuneaton	d	-		1911		1943
Rugby	d	-		1927	1934	- 1956
Northampton	d	-		-	-	-
Milton Keynes Central	d	-	1944	1948	1955	- 2020
Watford Junction	a	2002s	-	2019	-	- 2046s
London Euston	a	2025	2029	2039	2043	2058 2108

Special features	LNW					
Period of operation						
Crewe	d	1923	1932		1913	1904
Stafford	d	-	1952		1932	1924
Lichfield Trent Valley	d	-	-		1949	-
Tamworth	d	-	-		1956	-
Nuneaton	d	-	-		2011	2028
Rugby	d	-	2023		2027	- 2056
Northampton	d	-	-		2046a	-
Milton Keynes Central	d	2031	2047	2052		2102 2120
Watford Junction	a	-	2115s	2119s		2128s 2150s
London Euston	a	2127	2133	2140		2152 2214

Special features	LNW					
Period of operation						
Crewe	d	2022	2013	2044		2004
Stafford	d	-	2032	2103		2024
Lichfield Trent Valley	d	-	2049	-	2117	-
Tamworth	d	-	2056	-	2124	-
Nuneaton	d	-	2111	-	-	-
Rugby	d	-	2127	2134	-	2156 2237
Northampton	d	-	-	-	-	-
Milton Keynes Central	d	2132	2151	2157	2203	2220 2303
Watford Junction	a	-	2224	2228s	2233s	2248s 2335s
London Euston	a	2225	2244	2254	2259	2310 0001

Summary of train services Crewe - London

(also showing London NorthWestern Trent Valley line services)

Sundays

Notes: see page 110

Special features

Period of operation

Crewe	d		0841	0849		
Stafford	d		0900	-		
Lichfield Trent Valley	d		-	-	0924	
Tamworth	d		-	-	-	
Nuneaton	d		-	0929	-	
Rugby	d	0900	-	-	-	1004
Northampton	d	-	-	-	-	-
Milton Keynes Central	d	0939	1004	1009	-	1039
Watford Junction	a	1005s	1032s	1036s	1041s	1110s
London Euston	a	1028	1056	1100	1104	1110 1134

Special features

Period of operation

Crewe	d	0915	0943			1015 1037
Stafford	d	0934	-			1034 1056
Lichfield Trent Valley	d	-	-			-
Tamworth	d	-	-			-
Nuneaton	d	-	-			-
Rugby	d	-	1032		1104	-
Northampton	d	-	-		-	-
Milton Keynes Central	d	1044	1109	1118	1139	1148 -
Watford Junction	a	1115s	1143s	-	1206s	-
London Euston	a	1140	1209	1212	1226	1228 1237

Special features

Period of operation

LNW

Crewe	d	0952	1046	1056	1021		1123
Stafford	d	1017	-	-	1040		-
Lichfield Trent Valley	d	1035	-	-	-		-
Tamworth	d	1042	-	-	-		-
Nuneaton	d	1057	-	-	-	1149	-
Rugby	d	1115	1136	-	1200	1204	-
Northampton	d	1141	-	-	-	-	-
Milton Keynes Central	d	1157	1210	1217	1222	1226	1229
Watford Junction	a	1227	-	-	-	-	-
London Euston	a	1242	1246	1254	1256	1301	1306

Special features

Period of operation

LNW

Crewe	d	1142	1113		1150		1222
Stafford	d	-	1132		1209		-
Lichfield Trent Valley	d	-	1149		-		-
Tamworth	d	-	1156		-		-
Nuneaton	d	-	1211		-		-
Rugby	d	-	1227		-	1256	-
Northampton	d	-	-		-	-	-
Milton Keynes Central	d	-	1249	1254	1301	1317	1327
Watford Junction	a	-	-	-	-	1339s	-
London Euston	a	1318	1325	1328	1336	1355	1404

**All direct train services are highlighted
by the route-coloured background**

Special features	LNW					
Period of operation						
Crewe	d	1232	1213	1242	1254	1204
Stafford	d	1252	1232	-	1313	1225
Lichfield Trent Valley	d	-	1249	1315	-	-
Tamworth	d	-	1256	1322	-	-
Nuneaton	d	-	1311	-	-	-
Rugby	d	-	1327	1334	-	-
Northampton	d	-	-	-	-	-
Milton Keynes Central	d	-	1349	1355	-	-
Watford Junction	a	-	-	-	-	-
London Euston	a	1410	1425	1428	1433	1439

Special features	LNW					
Period of operation						
Crewe	d	-	1322	1332	1313	-
Stafford	d	-	-	1352	1332	-
Lichfield Trent Valley	d	-	-	-	1349	-
Tamworth	d	-	-	-	1356	-
Nuneaton	d	1343	-	-	1411	-
Rugby	d	-	1356	-	1427	1434
Northampton	d	-	-	-	-	-
Milton Keynes Central	d	-	1417	1427	-	1455
Watford Junction	a	-	1439s	-	-	-
London Euston	a	1443	1455	1504	1510	1528

Special features	LNW					
Period of operation						
Crewe	d	1354	-	1304	1423	1413
Stafford	d	1413	-	1324	-	1432
Lichfield Trent Valley	d	-	-	-	-	1449
Tamworth	d	-	-	-	-	1456
Nuneaton	d	-	1443	-	-	1511
Rugby	d	-	-	1456	-	1527
Northampton	d	-	-	-	-	-
Milton Keynes Central	d	-	-	1517	1527	1548
Watford Junction	a	-	-	1539s	-	-
London Euston	a	1536	1542	1556	1604	1625

Special features	LNW					
Period of operation						
Crewe	d	-	1454	1404	-	1522
Stafford	d	-	1513	1424	-	-
Lichfield Trent Valley	d	-	-	-	-	-
Tamworth	d	-	-	-	-	-
Nuneaton	d	-	-	-	1543	-
Rugby	d	1534	-	-	-	1556
Northampton	d	-	-	-	-	-
Milton Keynes Central	d	1555	-	-	-	1627
Watford Junction	a	-	-	-	-	1639s
London Euston	a	1629	1636	1639	1642	1704

Summary of train services Crewe - London

(also showing London NorthWestern Trent Valley line services)

Sundays

Notes: see page 110

Special features

Period of operation	LNW					
Crewe	d	1532	1513	1554	1503	
Stafford	d	1552	1532	1613	1524	
Lichfield Trent Valley	d	-	1549	-	-	
Tamworth	d	-	1556	-	-	
Nuneaton	d	-	1611	-	-	1643
Rugby	d	-	1627	1634	-	-
Northampton	d	-	-	-	-	-
Milton Keynes Central	d	-	1649	1655	-	-
Watford Junction	a	-	-	-	-	-
London Euston	a	1710	1725	1728	1736	1739

Special features

Period of operation	LNW					
Crewe	d	1622	1632	1613	1654	
Stafford	d	-	1652	1632	1713	
Lichfield Trent Valley	d	-	-	1649	-	
Tamworth	d	-	-	1656	-	
Nuneaton	d	-	-	1711	-	
Rugby	d	1656	-	-	1727	1734
Northampton	d	-	-	-	-	-
Milton Keynes Central	d	1717	1727	-	1749	1755
Watford Junction	a	1739s	-	-	-	-
London Euston	a	1755	1804	1810	1825	1828

Special features

Period of operation	LNW					
Crewe	d	1604		1723	1732	
Stafford	d	1624		-	1752	
Lichfield Trent Valley	d	-		-	-	
Tamworth	d	-		-	-	
Nuneaton	d	-	1743		-	
Rugby	d	-	-	1756	-	-
Northampton	d	-	-	-	-	-
Milton Keynes Central	d	-	-	1817	1827	1844
Watford Junction	a	-	-	1839s	-	-
London Euston	a	1839	1842	1855	1904	1910

Special features

Period of operation	LNW					
Crewe	d	1713	1704	1822	1832	
Stafford	d	1732	1724	-	1852	
Lichfield Trent Valley	d	1749	-	-	-	
Tamworth	d	1756	-	-	-	
Nuneaton	d	1811	-	1843	-	-
Rugby	d	1827	1834	-	-	-
Northampton	d	-	-	-	-	-
Milton Keynes Central	d	1849	1855	-	1927	-
Watford Junction	a	-	-	-	-	-
London Euston	a	1925	1928	1939	1942	2004

**All direct train services are highlighted
by the route-coloured background**

Special features

Period of operation	LNW					
Crewe	d	1813		1804	1922	1932
Stafford	d	1832		1824	-	1952
Lichfield Trent Valley	d	1849		-	-	-
Tamworth	d	1856		-	-	-
Nuneaton	d	1911	1943	-	-	-
Rugby	d	1927	1934	-	1956	-
Northampton	d	-	-	-	-	-
Milton Keynes Central	d	1949	1955	-	2017	2027
Watford Junction	a	-	-	-	2039s	-
London Euston	a	2025	2028	2042	2054	2104

Special features

Period of operation	LNW					
Crewe	d			1913	1904	2023
Stafford	d			1932	1924	2043
Lichfield Trent Valley	d		2017	1949	-	-
Tamworth	d		-	1956	-	-
Nuneaton	d		-	2011	2043	-
Rugby	d		2039	2027	-	2056
Northampton	d		-	2048	-	-
Milton Keynes Central	d	2045	-	2103	2116	2121
Watford Junction	a	-	2128s	-	-	2149s
London Euston	a	2131	2147	2153	2201	2207

Special features

Period of operation	LNW				LNW	
Crewe	d	2049		2013	2004	2113
Stafford	d	-		2034	2024	2131
Lichfield Trent Valley	d	-		2051	-	2148
Tamworth	d	-		2058	-	2155
Nuneaton	d	-		2114	-	2210
Rugby	d	-		2129	2156	2215
Northampton	d	-		2154	-	2247a
Milton Keynes Central	d	2154	2205	2211	2230	2251
Watford Junction	a	2229s	2235s	2253	2302s	2322s
London Euston	a	2252	2257	2316	2322	2342

Special features

Period of operation	LNW		
Crewe	d	2124	2154
Stafford	d	2143	2214
Lichfield Trent Valley	d	2201	-
Tamworth	d	2207	-
Nuneaton	d	2219	-
Rugby	d	2234	2304
Northampton	d	-	2356s
Milton Keynes Central	d	2307	2338
Watford Junction	a	2336s	0008s
London Euston	a	2355	0028

Notes

- a Arrival time
- d Departure time
- s Stops to set down only
- u Stops to pick up only

Period of operation and notes

- LNW London NorthWestern service
- MX Monday excepted

Useful contact information

Getting a ticket

Go direct and book your tickets on our app or by visiting [avantiwestcoast.co.uk](https://www.avantiwestcoast.co.uk). Here, you'll find tickets for trains without the fees.

Plan your journey

Get up-to-date information at [avantiwestcoast.co.uk](https://www.avantiwestcoast.co.uk).
Otherwise, give [National Rail Enquiries](https://www.nationalrail.gov.uk) a call on [0345 748 4950](tel:03457484950).

Connecting bus services

Visit Traveline at [traveline.info](https://www.traveline.info) for all details of connecting local bus services. If you can't get online, call [0114 221 1282](tel:01142211282).

Lost property

Please tell a member of our team who'll be happy to help.
Alternatively, please call Customer Resolutions on [0345 528 0253](tel:03455280253).

Passenger Assist

If you require a helping hand with your journey, let our Passenger Assist team know by calling [0345 528 0253](tel:03455280253).

Get in touch

If you have any comments about Avanti West Coast services, please let us know by getting in touch with our Customer Resolutions team:

Email: customer.resolutions@avantiwestcoast.co.uk

Post: [FREEPOST](https://www.freepost.co.uk) Avanti West Coast

Telephone: [0345 528 0253](tel:03455280253)

Online

 [@avantiwestcoast](https://twitter.com/avantiwestcoast)

 [Avanti West Coast](https://www.facebook.com/AvantiWestCoast)

We're a member of the Rail Ombudsman. If you've contacted our team and you're unhappy with the final response, or we haven't resolved your complaint within 40 working days, you can contact them by:

Rail Ombudsman Contact details:

Web: www.railombudsman.org

Phone: [0330 094 0362](tel:03300940362)

Textphone: [0330 094 0363](tel:03300940363)

Email: info@railombudsman.org

Twitter: [@RailOmbudsman](https://twitter.com/RailOmbudsman)

Post: [FREEPOST](https://www.freepost.co.uk) – RAIL OMBUDSMAN

Avanti West Coast Routes

